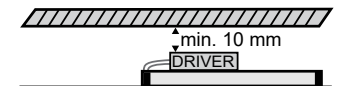
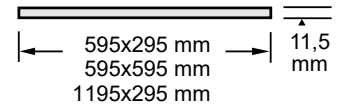


Ledge® Recessed - Micro



New generation



Ledge Recessed Micro – Interior fitting with very low building height
 30% more efficient – now also with Human Centric Lighting (HCL).
 - More efficient LED chips and microprismatic diffuser giving more light without glare

Description

Interior fitting to be recessed in T-profile ceilings. Frame in aluminium powder painted in white RAL 9010. Microprismatic diffuser. Ledge is delivered "plug&play", complete with 1.5m 2-pol cable and plug from driver. DALI version supplied with 1.5m 4pol cable from driver, DALI entries with DA, DA marking. The driver and the LED panel are connected with 1m cable.

Application areas

School, office, meeting facilities, corridors, shops, retirement homes etc...

Mounting

To be placed directly into the T-profile system or recessed in a surface mounted frame.

Others

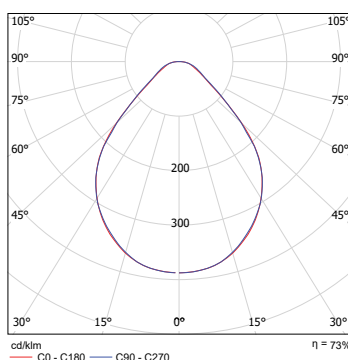
Ledge Recessed is even prepared for touch-dim & corridor function. When using the IP44 protection plate all 600x600 versions are IP44 rated.

HCL - Human Centric Lighting (Tunable White)

HCL versions are offering solutions that can produce light of different colours, colour temperatures and intensity to provide ideal visual working conditions in challenging environments and/or stimulate the human circadian rhythm. HCL lighting technology produce light of different colours to create ideal visual working conditions to enhance human performance and wellbeing. The HCL versions are adapted for all recognized control systems.

Fittings each circuit - 16A	B	C
20W	50 pcs	83 pcs
20W DALI	80 pcs	132 pcs
39W	25 pcs	41 pcs
39W DALI	20 pcs	33 pcs
18W DALI8	25 pcs	41 pcs
36W DALI 8	20 pcs	33 pcs

Colour index Ra	>80
Colour tolerance MacAdam	<3
Life time	L80B10 100.000 h



Ledge recessed micro 600x600

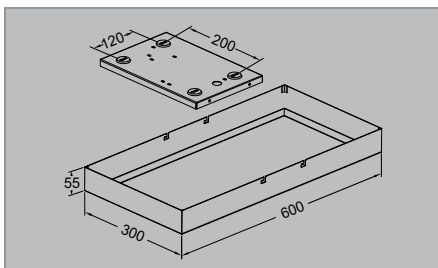
Ledge® Recessed - Micro



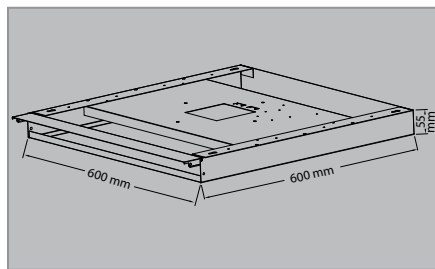
DEFA no.	Type	Module	Optics	Light source		lm fitting	lm/W	Control
124077	Ledge recessed	600x600	Micro	39W	3000K	5119	131	
124076	Ledge recessed	600x600	Micro	39W	3000K	5119	131	DALI
124071	Ledge recessed	600x300	Micro	20W	3000K	2415	121	
124070	Ledge recessed	600x300	Micro	20W	3000K	2415	121	DALI
124067	Ledge recessed	1200x300	Micro	39W	3000K	4673	120	
124066	Ledge recessed	1200x300	Micro	39W	3000K	4673	120	DALI
124080	Ledge recessed	600x600	Micro	39W	4000K	5355	137	
124079	Ledge recessed	600x600	Micro	39W	4000K	5355	137	DALI
124074	Ledge recessed	600x300	Micro	20W	4000K	2520	126	
124073	Ledge recessed	600x300	Micro	20W	4000K	2520	126	DALI
124069	Ledge recessed	1200x300	Micro	39W	4000K	4914	126	
124068	Ledge recessed	1200x300	Micro	39W	4000K	4914	126	DALI
124395	Ledge recessed HCL	600x600	Micro	35W	2700K-6500K	4137	118	DALI 8
126420	Ledge recessed HCL	600x300	Micro	18W	2700K-6500K	1800	100	DALI 8
126421	Ledge recessed HCL	1200x300	Micro	36W	2700K-6500K	3600	100	DALI 8

Accessories:

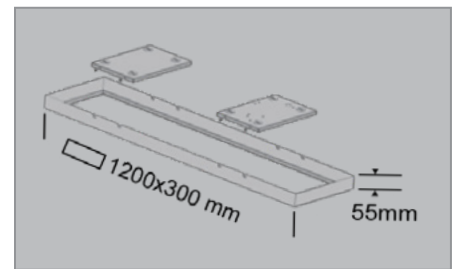
121272	Frame w. hatch	600x600	White	Surface mounting				
118650	Frame	600x300	White	Surface mounting				
118023	Frame	1200x300	White	Surface mounting				
118254	Decor plate	600x600	White	Circular light opening Ø500				
120701	IP44 protection sheet	600x600	Clear	3mm acrylic (PMMA)				
125540	IP44 protection sheet	600x300	Clear	3mm acrylic (PMMA)				
118886	Monting kit			Wire suspension				



Frame 600x300 - surface mounting



Frame 600x600 w. hatch - surface mounting



Frame 1200x300 - surface mounting



Decor plate for 600x600 modul - light opening Ø500mm



Ledge Recessed - surface mounted in 600x600 frame



Ledge Recessed - mounted in wire suspension