

## DESCRIPTION

- Luminaire with direct / indirect luminous flux distribution, and aluminium body e ral 9005 matt black finish.

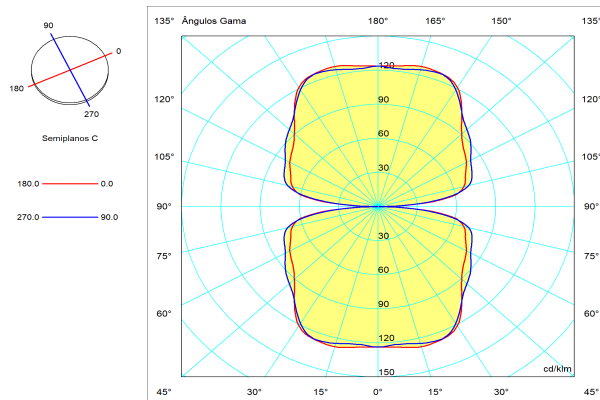
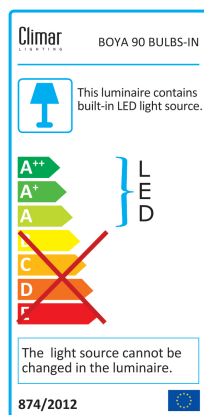
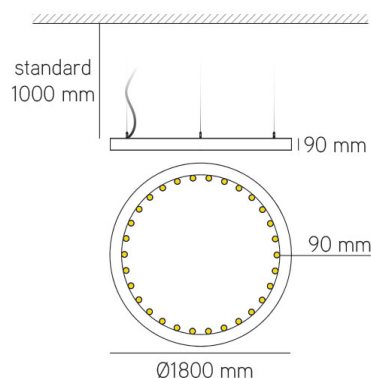


## MAIN FEATURES

Glow-wire Resistance	960
Input	220-240V~/50-60Hz
Control	ON/OFF Power Supply

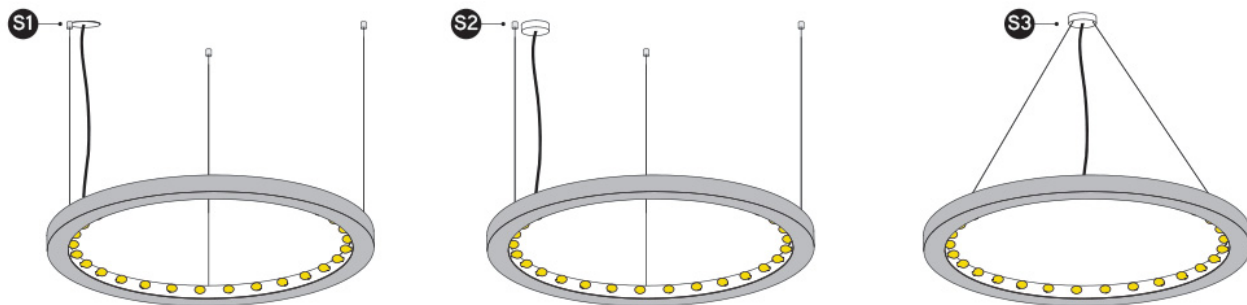
## TECHNICAL FEATURES

MAX Power (W)	50
Maximum Value (cd/Klm)	128
% DLOR	100
% LOR	100
Luminous Flux Maintenance	L70
Total Flux (lm)	6756
System Power (W)	
Flux/Power (lm/W)	135
Color Rendering Index (CRI)	>80



## STANDARDS

DIRECTIVE 2011/65/EU of 8 June 2011 + COMMISSION DELEGATED DIRECTIVE (EU) 2015/863 of 31 March 2015 RoHS2  
DIRECTIVE 2014/30/EU of 26 February 2014  
EN 50581:2012 | EN 55015:2006+A1:2007+A2:2009 | EN 60335-1:2012 | EN 60598-1: 2014 | EN 60598-2-1: 1990 | EN 60598-2-13: 2006 | EN 60598-2-2: 2014 | EN 60598-2-22: 2014 | EN 60598-2-25: 2009 | EN 60598-2-4: 2017 | EN 61000-4-2:2009;EN 61000-4-3:2006 + A1:2008;EN 61000-4-4:2004;EN 61000-4-5:2006;EN 61000-4-6:2009 | EN 61547:2009  
LOW VOLTAGE DIRECTIVE 2014/35/EU of 26 February 2014



## COMPONENTS

### SUSPENSION SYSTEM S1

<b>S1</b>	S1 - Suspension 3 point (1m) White Ø80x2mm	<b>35.06.40.001634</b>
	S1 - Suspension 3 point ( 3m) White Ø80x2mm	<b>35.06.40.002263</b>
	S1 - Suspension 3 point ( 5m) White Ø80x2mm	<b>35.06.40.002266</b>



### SUSPENSION SYSTEM S3

<b>S3</b>	S3 - Suspension 1 point (1m) + ceiling cup White Ø120x30mm	<b>35.06.40.001636</b>
	S3 - Suspension 1 point ( 3m) + ceiling cup White Ø120x30mm	<b>35.06.40.002265</b>
	S3 - Suspension 1 point (5m) + ceiling cup White Ø120x30mm	<b>35.06.40.002268</b>



### SUSPENSION SYSTEM S2

<b>S2</b>	S2 - Suspension 3 point (1m) + ceiling cup White Ø103x36mm	<b>35.06.40.001635</b>
	S2 - Suspension 3 point ( 3m) + ceiling cup White Ø103x36mm	<b>35.06.40.002264</b>
	S2 - Suspension 3 point ( 5m) + ceiling cup White Ø103x36mm	<b>35.06.40.002267</b>

