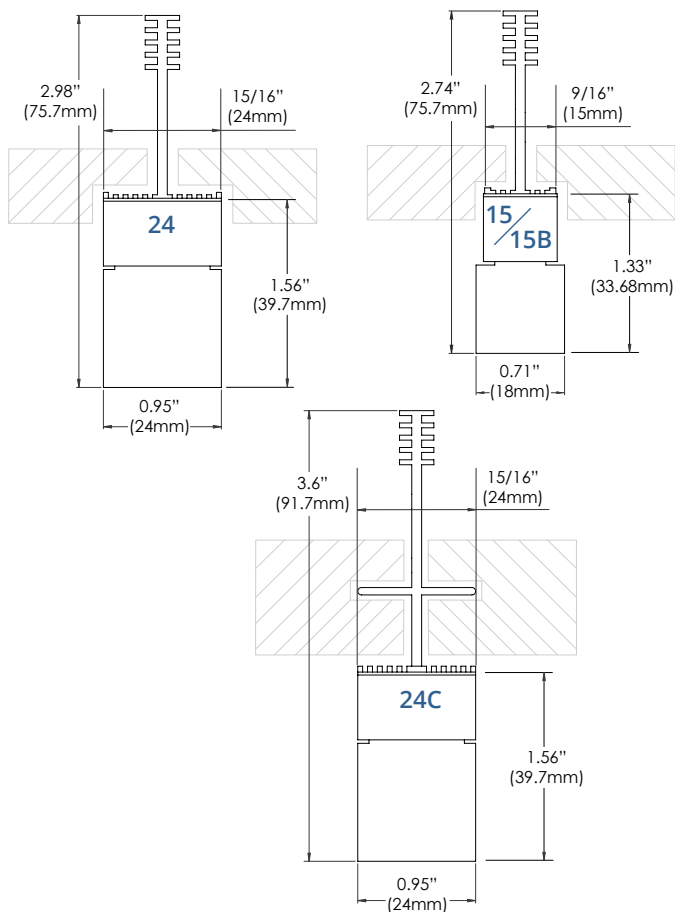



Product Name	Type of LED/K Color	Size	Grid Type	Optic	Mounting Clips	Color
TBSL = T-BAR LED	HW = Warm White 3000K MW = Medium Warm 3500K MN = Medium Neutral 4000K HN = Neutral White 4500K TU = Tunable White 2700-5000K	2 = 2 ft 4 = 4 ft 5 = 5 ft 4L = 4 ft L 6 = 60 cm 12 = 120 cm 12L = 120 cm L	24 = 15/16" 15 = 9/16" 15B = 9/16" Bolt Slot 24C = 15/16" Partially Concealed Grid	B2 = Block Frosted Diffusing Lens	U = Universal A = Armstrong C = Custom	W = White C = Custom

Patent No. 8,177,385; 9,879,850; D834,239; 178047. Additional patents are pending.

Profile Dimensions



Length Dimensions

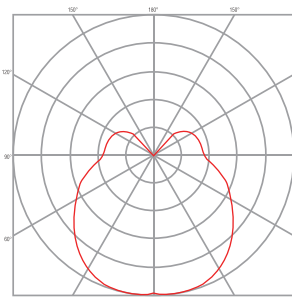


Size	Grid Type	X	Y
2 = 2ft	24 = 15/16"	24"	23"
4 = 4ft	24 = 15/16"	48"	47"
5 = 5ft	24 = 15/16"	60"	59"
4L = 4ft L	24 = 15/16"	48"	24"
2 = 2ft	15 = 9/16"	24"	23.4"
4 = 4ft	15 = 9/16"	48"	47.4"
5 = 5ft	15 = 9/16"	60"	59.4"
4L = 4ft L	15 = 9/16"	48"	24"

CRI = >82 L₈₀ > 60K hrs IP40

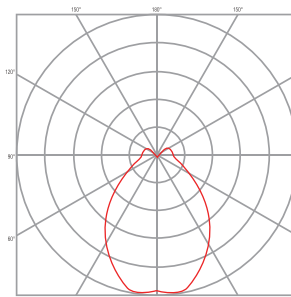
LIGHT OUTPUT:

15/16" - 586lm per foot
75lm/W



15/16" Block Frosted Diffusing Lens

9/16" - 460lm per foot
59lm/W



9/16" Block Frosted Diffusing Lens

NOTES:

T-BAR LED modules can be parallel connected up to 12 linear feet max per power supply. Remote power supply includes JB compartment for AC input direct wiring with metal conduit. Max distance from power supply to fixtures is 30 feet with 18 AWG wire. Longer distance achievable if using higher gauge wire. Color filters and/or special acrylic sizes available on request, consult factory.

APPLICATIONS:

Executive, Medical, Health, Educational, Retail, Hotels, Airport, Hospitality and any open space areas that require a unique and elegant architectural lighting design.

MOUNTING:

Universal mounting brackets are for easy installation to standard 15/16" or 9/16" T-Bars of most manufacturers' ceiling suspension systems. Armstrong compatible mounting clips for installation with Armstrong Ceiling 15/16" Prelude® and Clean Room™, 9/16" Suprafine®, Silhouette®, Sonata® and Interlude® suspension systems.

MATERIALS:

Anodized and painted aluminum extruded body, steel mounting clips, white PC end caps, high transmitting acrylic PMMA lens.

ELECTRIC:

High output LEDs consume 16W total (2 foot) or 32W total (4 foot) or 40W total (5 foot). Power supply consumption not included. Input voltage 24VDC. Class 2 plenum rated cables at each end equipped with quick connectors to allow multiple modules to be easily connected together (max 12 linear feet of product). Use solid copper wire or wire ferrules to fit into quick connectors.

WARRANTY:

5 years

LISTINGS:

ETL/cETLus CE RoHS. Indoor use only.

