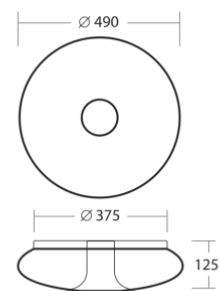






SATURN 2

Dimensions:	ø 490 mm
Color:	white
Type:	wall or ceiling mounted
Shade:	handmade three-layer glass TRIPLEX OPAL (matt finish)
Shade attach.:	two-step clamp holders
Fixture:	powder coated steel sheet (IP20)
Equipment:	STANDARD, LED



Standard

Code	Type	IP	Source	Input [W]	Socket	T [h]	m [kg]	Warranty [month]
Classic								
42223	E-102KX86/482	IP20		40	2GX13		5,5	24
42224	E-204KX86/482	IP20		22+40	2x2GX13		5,8	24
Dimmable								
42568	ES-204KX86/482 DALI	IP20		22+40	2x2GX13		6,0	24
Two-circuits								
42623	E-204KX86/482 2/1	IP20		22+40	2x2GX13		6,0	24

LED

Code	Type	IP	CCT [K]	Input [W]	Lum. flux of LED [lm]	Lum. flux of luminaire [lm]	T [h]	m [kg]	Warranty [month]
Classic									
59242	LED-1L62C07KX86/482 3000	IP20	3000	33	4230	2880		7,2	60
59742	LED-1L62C07KX86/482 4000	IP20	4000	33	4460	3030		7,3	60
Dimmable									
59249	LED-1L62C07KX86/482 DALI 3000	IP20	3000	33	4230	2880		7,2	60
59749	LED-1L62C07KX86/482 DALI 4000	IP20	4000	33	4460	3030		7,3	60