



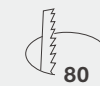
KENZO
LED Spotlight



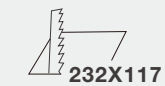
K1X30



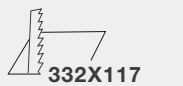
K1X55



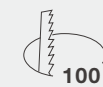
KS2X55



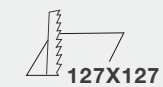
KS3X55



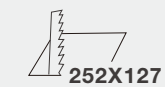
K1X70



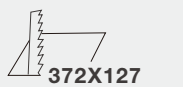
KS1X70



KS2X70



KS3X70



NEKO / KENZO
Adjustable LED Spotlight

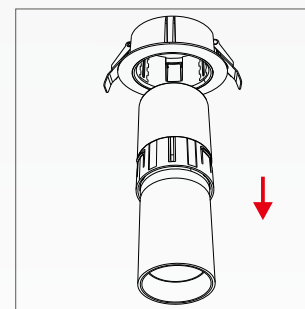
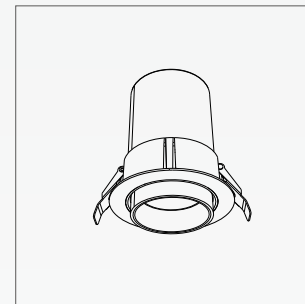


K1X30 Ø=30

K1X55 Ø=55

K1X70 Ø=70

Trimless Version Available

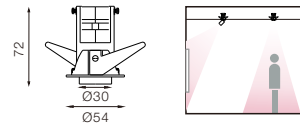


LED engine can be removed separately



KT1X70 100

NEKO / KENZO / K1X30
Adjustable LED Spotlight




Kurze Info

- 350° drehbar & 90° positionierbar
- Beste Lichtatmosphäre für angenehmen und blendfreien Sehkomfort
- Runder Einbaurahmen

Short Info

- 350° rotation & 90° pivot
- Excellent optical performance with maximum eye comfort
- Round trim

Features



•Delicate light engine

•High quality anti-glare ring

Order Information


K1X30-4W

CREE LED powered by 350mA constant current LED driver, White housing

Model	LED Power	System Power	LED Voltage	LED Current	CRI	CCT	BEAM	LED output	System output	Code
K1X30-4W-930-12D	4 W	6 W	12 V	350 mA	90	3000K	12°	400 lm	300 lm	L3001A7W(X)
K1X30-4W-940-12D	4 W	6 W	12 V	350 mA	90	4000K	12°	450 lm	350 lm	L3001A8W(X)
K1X30-4W-930-24D	4 W	6 W	12 V	350 mA	90	3000K	24°	400 lm	300 lm	L3001G7W(X)
K1X30-4W-940-24D	4 W	6 W	12 V	350 mA	90	4000K	24°	450 lm	350 lm	L3001G8W(X)
K1X30-4W-930-30D	4 W	6 W	12 V	350 mA	90	3000K	30°	400 lm	300 lm	L300127W(X)
K1X30-4W-940-30D	4 W	6 W	12 V	350 mA	90	4000K	30°	450 lm	350 lm	L300128W(X)

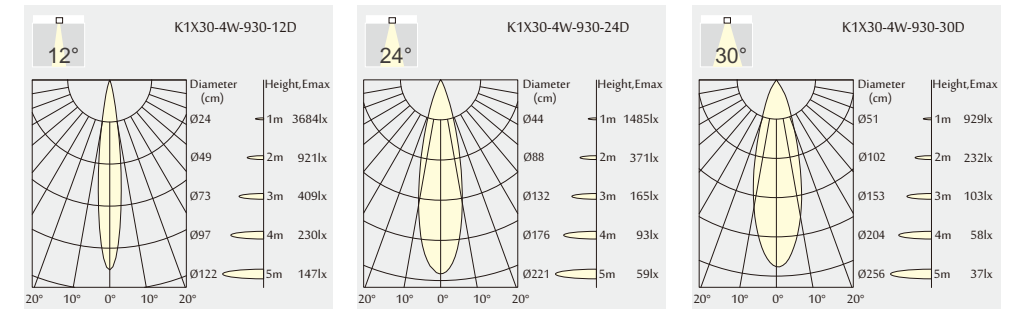
Remark: X= F (ON-OFF) X= P (Phase Dim)

Optional accessory



Light Distribution

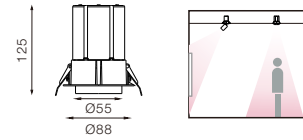
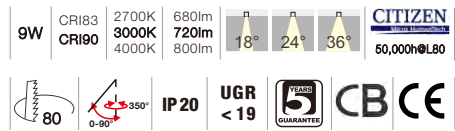
3000K



For more info see: www.nekolighting.com



NEKO / KENZO / K1X55
Adjustable LED Spotlight



Kurze Info

- 350° drehbar & 90° positionierbar
- Beste Lichtatmosphäre für angenehmen und blendfreien Sehkomfort
- Runder Einbaurahmen / Rahmenlos

Short Info

- 350° rotation & 90° pivot
- Excellent optical performance with maximum eye comfort
- Round trim / trimless

Features



- Reliable spring clip fixing mechanism
- Trimless ceiling thickness 12.5mm/ 25mm

Order Information

K1X55-9W

CITIZEN LED powered by 260mA constant current LED driver, White housing

Model	LED Power	System Power	LED Voltage	LED Current	CRI	CCT	BEAM	LED output	System output	Code
K1X55-9W-930-18D	9 W	11 W	36 V	260 mA	90	3000K	18°	950 lm	720 lm	L3101C7W(X)
K1X55-9W-940-18D	9 W	11 W	36 V	260 mA	90	4000K	18°	1050 lm	800 lm	L3101C8W(X)
K1X55-9W-930-24D	9 W	11 W	36 V	260 mA	90	3000K	24°	950 lm	720 lm	L3101G7W(X)
K1X55-9W-940-24D	9 W	11 W	36 V	260 mA	90	4000K	24°	1050 lm	800 lm	L3101G8W(X)
K1X55-9W-930-36D	9 W	11 W	36 V	260 mA	90	3000K	36°	950 lm	720 lm	L310137W(X)
K1X55-9W-940-36D	9 W	11 W	36 V	260 mA	90	4000K	36°	1050 lm	800 lm	L310138W(X)

Remark: X= F(ON-OFF) X= P(Phase Dim) X= A(1-10V Dim) X= D(DALI Dim)

Version



Trim version (Standard)

Trim version

Optional accessory



Lens 18° Beam

Lens 24° Beam

Lens 36° Beam

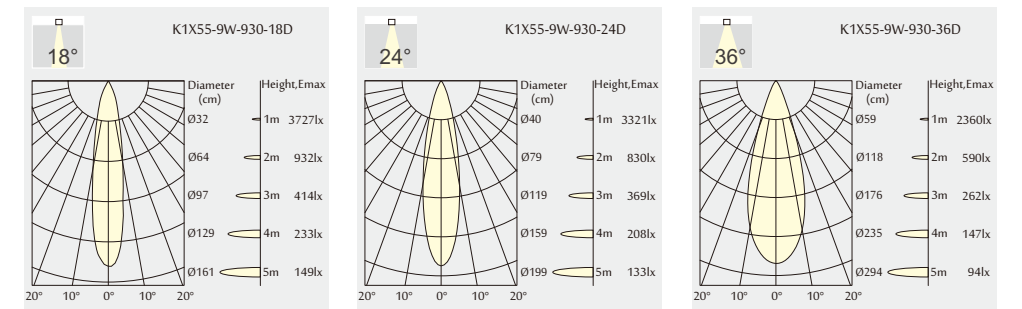
Decoration Ring Black

Decoration Ring White

Decoration Ring Glod

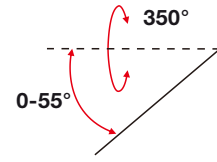
Light Distribution

3000K



For more info see: www.nekolighting.com

NEKO / KENZO
Multi-head LED Spotlight




KS3X55 Ø55x3

KS3X70 Ø70x3

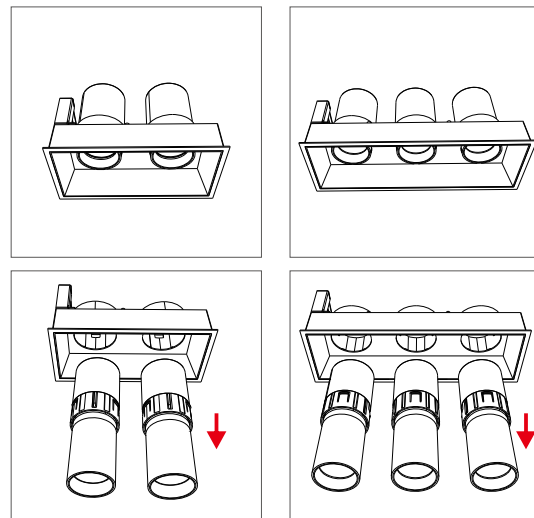


KS2X55 Ø55x2

KS2X70 Ø70x2




KS1X70 Ø70



· LED engine can be removed separately

Trimless Version Available

KST2X55



KST3X55



KST1X70



KST2X70



KST3X70

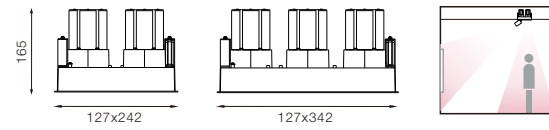


NEKO / KENZO / KS2X55 / KS3X55
Adjustable LED Spotlight



9W/ Spotlight CRI83 2700K 680lm 18° 24° 36° CITIZEN
CRI90 3000K 720lm 4000K 800lm 50,000h@L80

232X117 332X117 0-350° 0-90° IP20 UGR < 19 5 YEAR WARRANTY CB CE



Kurze Info

- 350° drehbar & 90° positionierbar
- Beste Lichtatmosphäre für angenehmen und blendfreien Sehkomfort
- Quadratischer Einbaurahmen/ Rahmenlos

Short Info

- 350° rotation & 90° pivot
- Excellent optical performance with maximum eye comfort
- Square trim/ trimless

Features



- Strong screws fixing design
- Trimless ceiling thickness 12.5mm/ 25mm

Order Information



KS2X55-18W

CITIZEN LED powered by 260mA constant current LED driver, White housing

Model	LED Power	System Power	LED Voltage	LED Current	CRI	CCT	BEAM	LED output	System output	Code
KS2X55-18W-930-18D	18 W	22 W	36+36 V	260 mA	90	3000K	18°	1900 lm	1500 lm	L3121C7W(X)
KS2X55-18W-940-18D	18 W	22 W	36+36 V	260 mA	90	4000K	18°	2100 lm	1600 lm	L3121C8W(X)
KS2X55-18W-930-24D	18 W	22 W	36+36V	260 mA	90	3000K	24°	1900 lm	1500 lm	L3121G7W(X)
KS2X55-18W-940-24D	18 W	22 W	36+36 V	260 mA	90	4000K	24°	2100 lm	1600 lm	L3121G8W(X)
KS2X55-18W-930-36D	18 W	22 W	36+36 V	260 mA	90	3000K	36°	1900 lm	1500 lm	L312137W(X)
KS2X55-18W-940-36D	18 W	22 W	36+36 V	260 mA	90	4000K	36°	2100 lm	1600 lm	L312138W(X)

Remark: X= F(ON-OFF) X= P(Phase Dim) X= A(1-10V Dim) X= D(DALI Dim)

Version



Trim version (Standard)

Trim version

Optional accessory



Lens 18° Beam

Lens 24° Beam

Lens 36° Beam

Decoration Ring Black

Decoration Ring White

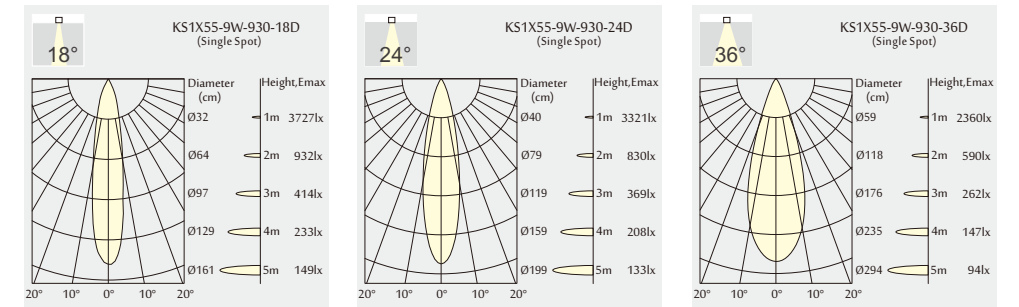
Decoration Ring Gold

Baffle Color Black

Baffle Color White

Light Distribution

3000K

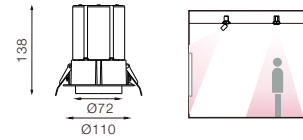


For more info see: www.nekolighting.com

NEKO / KENZO / K1X70
Adjustable LED Spotlight



13W 11W	CRI83 CRI90	2700K 3000K 4000K	1100lm 1200lm 1300lm	15° 25° 30°	CITIZEN 50,000h@L80
100	350°	IP20	UGR < 19	5 YEAR WARRANTY	CB CE



Kurze Info

- 350° drehbar & 90° positionierbar
- Beste Lichtatmosphäre für angenehmen und blendfreien Sehkomfort
- Runder Einbaurahmen / Rahmenlos

Short Info

- 350° rotation & 90° pivot
- Excellent optical performance with maximum eye comfort
- Round trim / trimless

Features



- Reliable spring clip fixing mechanism
- Trimless ceiling thickness 12.5mm/ 25mm

Order Information

K1X70-13W

CITIZEN LED powered by 350mA constant current LED driver, White housing

Model	LED Power	System Power	LED Voltage	LED Current	CRI	CCT	BEAM	LED output	System output	Code
K1X70-13W-930-15D	13 W	15 W	36 V	350 mA	90	3000K	15°	1500 lm	1200 lm	L3301B7W(X)
K1X70-13W-940-15D	13 W	15 W	36 V	350 mA	90	4000K	15°	1600 lm	1300 lm	L3301B8W(X)
K1X70-13W-930-25D	13 W	15 W	36 V	350 mA	90	3000K	25°	1500 lm	1200 lm	L3301D7W(X)
K1X70-13W-940-25D	13 W	15 W	36 V	350 mA	90	4000K	25°	1600 lm	1300 lm	L3301D8W(X)
K1X70-13W-930-30D	13 W	15 W	36 V	350 mA	90	3000K	30°	1500 lm	1200 lm	L330127W(X)
K1X70-13W-940-30D	13 W	15 W	36 V	350 mA	90	4000K	30°	1600 lm	1300 lm	L330128W(X)

Remark: X= F(ON-OFF) X= P(Phase Dim) X= A(1-10V Dim) X= D(DALI Dim)


Version



Trim version (Standard)

Trim version

Optional accessory



Lens 15° Beam

Lens 25° Beam

Lens 30° Beam

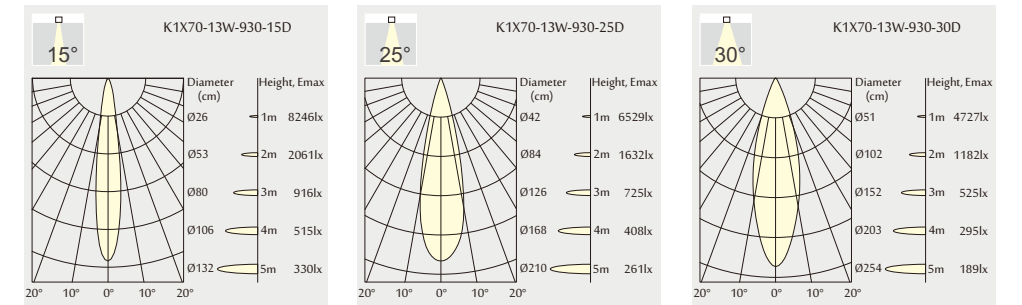
Decoration Ring Black

Decoration Ring White

Decoration Ring Glod


Light Distribution

3000K



For more info see: www.nekolighting.com

NEKO / KENZO / KS1X70 / KS2X70 / KS3X70
Adjustable LED Spotlight



13W/ Spotlight CRI83 2700K 1100lm
CRI90 3000K 1200lm
4000K 1300lm

15° 25° 30°

CITIZEN
60,000h@L80

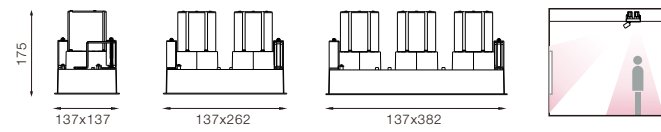
127x127 252x127 372x127

0-90° 350°

IP20 UGR < 19

5 YEAR WARRANTY

CB CE




Kurze Info

- 350° drehbar & 90° positionierbar
- Beste Lichtatmosphäre für angenehmen und blendfreien Sehkomfort
- Quadratischer Einbaurahmen/ Rahmenlos

Short Info

- 350° rotation & 90° pivot
- Excellent optical performance with maximum eye comfort
- Square trim/ trimless

Features



- Strong screws fixing design
- Trimless ceiling thickness 12.5mm/ 25mm

Order Information



KS1X70-13W

CITIZEN LED powered by 350mA constant current LED driver, White housing

Model	LED Power	System Power	LED Voltage	LED Current	CRI	CCT	BEAM	LED output	System output	Code
KS1X70-13W-930-15D	13 W	15 W	36 V	350 mA	90	3000K	15°	1500 lm	1200 lm	L3311B7W(X)
KS1X70-13W-940-15D	13 W	15 W	36 V	350 mA	90	4000K	15°	1600 lm	1300 lm	L3311B8W(X)
KS1X70-13W-930-25D	13 W	15 W	36 V	350 mA	90	3000K	25°	1500 lm	1200 lm	L3311D7W(X)
KS1X70-13W-940-25D	13 W	15 W	36 V	350 mA	90	4000K	25°	1600 lm	1300 lm	L3311D8W(X)
KS1X70-13W-930-30D	13 W	15 W	36 V	350 mA	90	3000K	30°	1500 lm	1200 lm	L331127W(X)
KS1X70-13W-940-30D	13 W	15 W	36 V	350 mA	90	4000K	30°	1600 lm	1300 lm	L331128W(X)

Remark: X= F(ON-OFF) X= P(Phase Dim) X= A(1-10V Dim) X= D(DALI Dim)

Version



Trim version (Standard)

Trim version

Optional accessory



Lens 15° Beam

Lens 25° Beam

Lens 30° Beam

Decoration Ring Black

Decoration Ring White

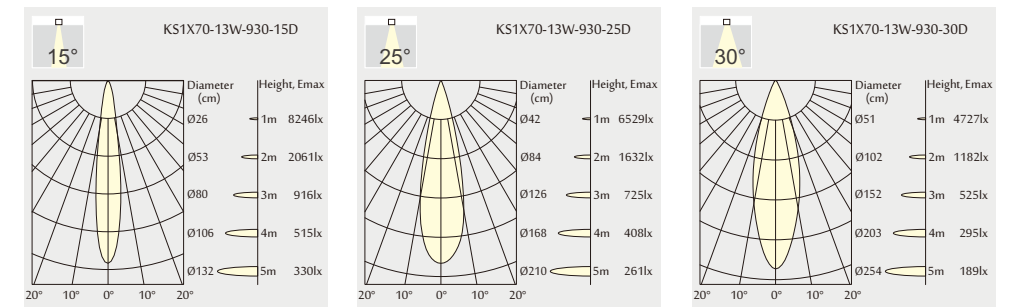
Decoration Ring Gold

Baffle Color Black

Baffle Color White

Light Distribution

3000K



For more info see: www.nekolighting.com