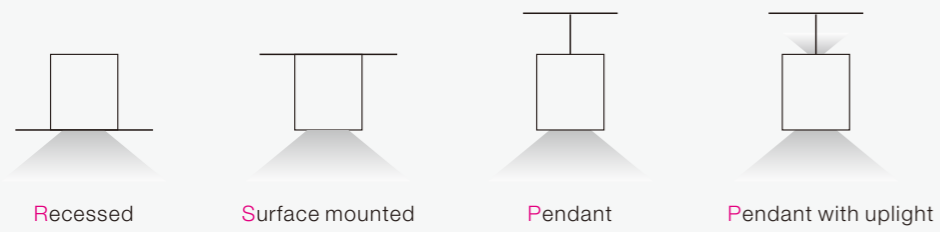


Available mounting type

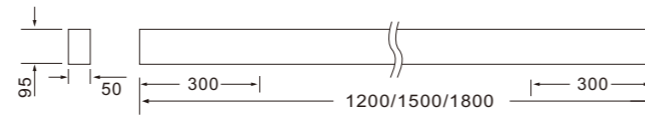


# NEKO/FUSION Linear System

## FL1200-2\*AL300



				UGR < 19		CB	CE
26W	CRI80 CRI90	2700K 3000K 4000K	2100lm 2200lm 2400lm			50,000hL80	




### Kurze Info

- Lineares Profil mit Akzentbeleuchtungsmodul
- Profillänge 1200 mm mit zwei AL300 Modulen
- LED 3-Step MacAdam
- Optional mit Indirektbeleuchtung lieferbar
- Profilverbindungsstücke für lange Profillängen
- Aluminiumdruckguss Gehäuse
- Ein-Aus / Phasenabschnitt / 1-10V / Dalí

### Short Info

- Linear profile with accent light modules inserted
- Standard profile length 1200mm, with 2pcs AL300 modules inserted at both sides
- LED 3-Step MacAdam
- Optional Up Light module for pendant versions
- Linear connector provided for profiles' connection
- Diecast aluminum housing
- Non dim / Phase dim / 1-10V dim / DALI dim

### Features



•Linear connector for profiles' connection •Tool-free suspended length adjustment

### Order Information

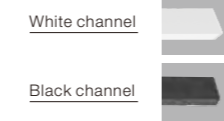
#### FL1200(X)-2\*AL300

CREE LED powered by 700mA constant current LED driver, White profile. With Up Light module UL1200 available for suspended version.

Model	LED Power	System Power	LED Voltage	LED Current	CRI	CCT	BEAM	LED output	System output	Length
FL1200(X)-2*AL300-26W-830-15D	26 W	30 W	36 V	700 mA	80	3000K	15°	3000 lm	2200 lm	1200 mm
FL1200(X)-2*AL300-26W-840-15D	26 W	30 W	36 V	700 mA	80	4000K	15°	3400 lm	2400 lm	1200 mm
FL1200(X)-2*AL300-26W-830-30D	26 W	30 W	36 V	700 mA	80	3000K	30°	3000 lm	2200 lm	1200 mm
FL1200(X)-2*AL300-26W-840-30D	26 W	30 W	36 V	700 mA	80	4000K	30°	3400 lm	2400 lm	1200 mm
FL1200(X)-2*AL300-26W-830-45D	26 W	30 W	36 V	700 mA	80	3000K	45°	3000 lm	2200 lm	1200 mm
FL1200(X)-2*AL300-26W-840-45D	26 W	30 W	36 V	700 mA	80	4000K	45°	3400 lm	2400 lm	1200 mm
FL1200(X)-2*AL300-26W-830-35Dx15D	26 W	30 W	36 V	700 mA	80	3000K	35°x15°	3000 lm	2200 lm	1200 mm
FL1200(X)-2*AL300-26W-840-35Dx15D	26 W	30 W	36 V	700 mA	80	4000K	35°x15°	3400 lm	2400 lm	1200 mm

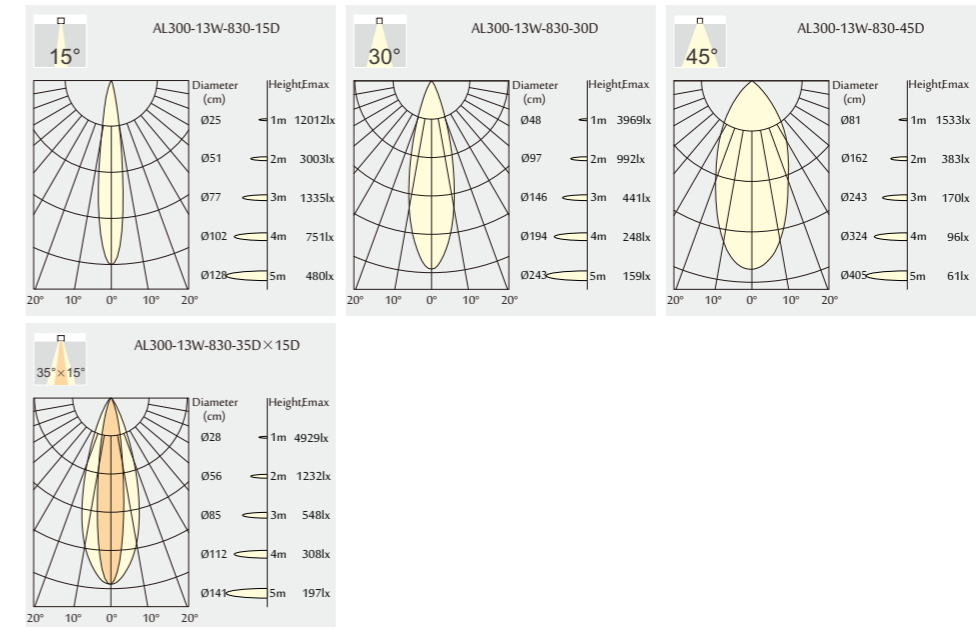
Remark: X= P (Pendant) X= S (Surface mounted) X= R (Recessed mounted)

### Linear fixture color



### Light Distribution of Module

#### 3000K



For more info see: [www.nekolighting.com](http://www.nekolighting.com)

Linearverbinder und Blindabdeckung erfüllen eine nahtlose Verbindung.  
Gleicher Abstand kann zwischen jeder Fusion Einbauleuchte eingestellt werden

Linear connector and blind cover fulfill seamless connection  
Equal distance can be set between each Fusion downlight

Verbindungsstück/ linear connector

Blindabdeckung mit kundenspezifischer Länge für eine nahtlose Verbindung

Blind cover with customized length providing seamless connection

