

LED Tracklight PURE S-21W-930-15



Light Output Ratio:	100.0%	
Luminaire Power:	20.27 W	
SHR Nominal:	0.00	Calculated using the TM5
SHR Maximum:	1.00	fine grid method.

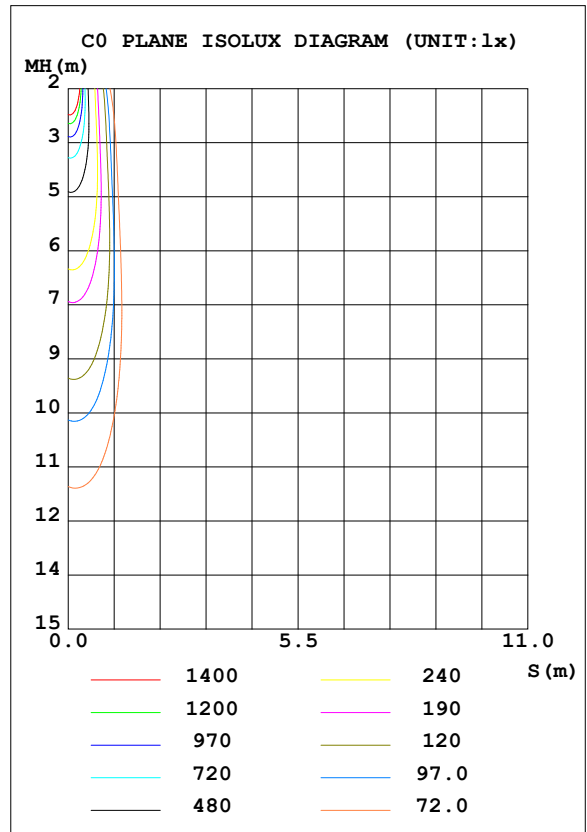
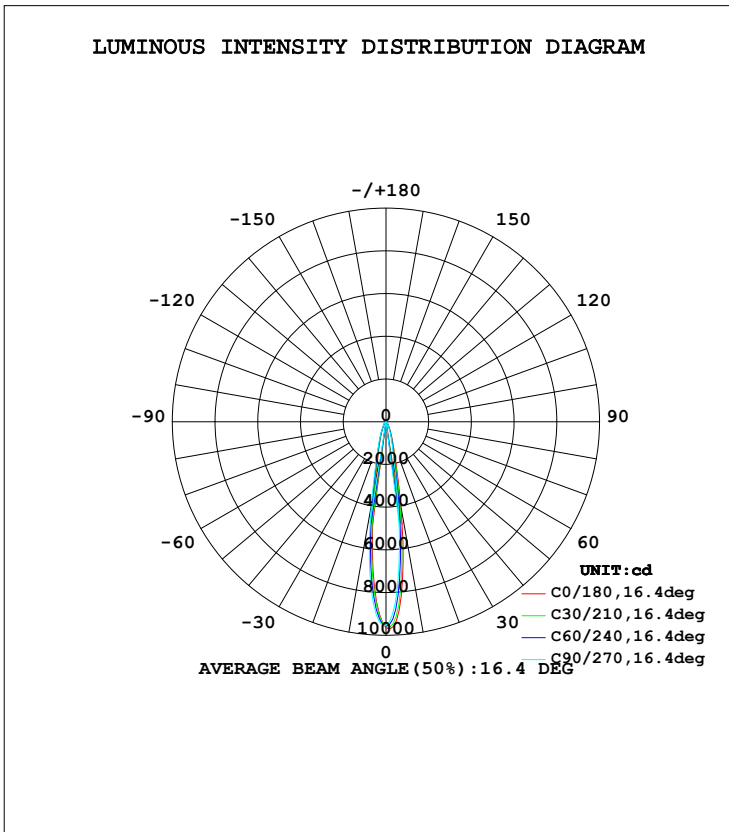
C Range: 0 - 360DEG
C Interval: 15.0DEG
Test Speed: HIGH
Temperature: 25.3DEG
Operators: Meng Yongjian
Test Date: 2017-05-19

γ Range: 0 - 90DEG
 γ Interval: 1.0DEG
Test System: EVERFINE GO-2000B_V1 SYSTEM V2.0.288
Humidity: 52%
Test Distance: 5.850m [K=1.0000]
Remarks:

LUMINAIRE PHOTOMETRIC TEST REPORT

Test:U:220.7V I:0.0979A P:20.27W PF:0.9380 Lamp Flux:1456.95x1 lm		
NAME: PURE S-21W-930-15	TYPE:Tracklight	SERIAL No.:
SPEC.:3000K	DIM.: φ70mm*H138mm	
MFR.: NEKO LIGHTING AG		

DATA OF LAMP		PHOTOMETRIC DATA Eff: 71.87 lm/W			
MODEL	CITIZEN-3000K	I _{max} (cd)	9709	S/MH (C0/180)	0.26
NOMINAL POWER (W)	20	LOR (%)	100.0	S/MH (C90/270)	0.31
RATED VOLTAGE (V)	220	TOTAL FLUX (lm)	1456.9	η UP, DN (C0-180)	0.0, 46.7
NOMINAL FLUX (lm)	1456.95	CIE CLASS	DIRECT	η UP, DN (C180-360)	0.0, 53.3
LAMPS INSIDE	1	η up (%)	0.0	CIBSE SHR NOM	0.00
TEST VOLTAGE (V)	220	η down (%)	100.0	CIBSE SHR MAX	1.00



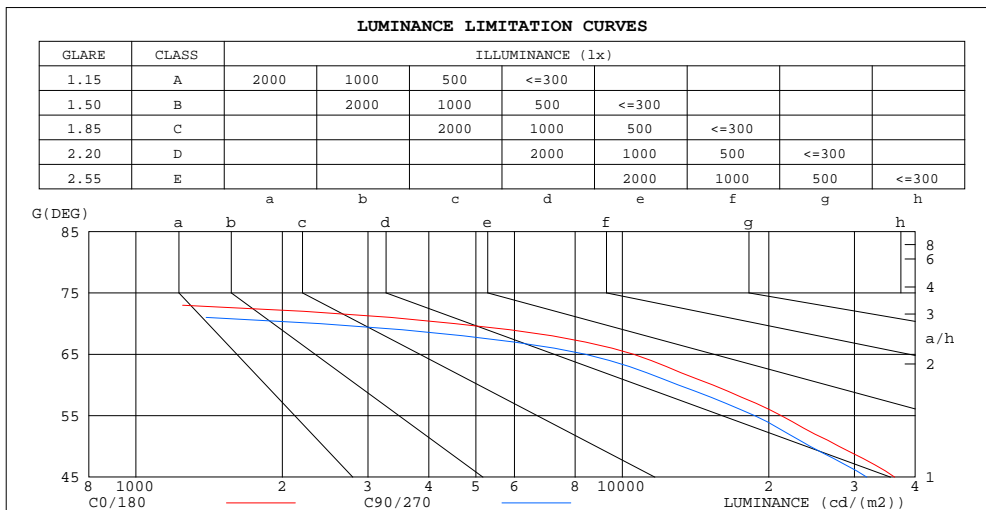
C Range: 0 - 360DEG
C Interval: 15.0DEG
Test Speed: HIGH
Temperature: 25.3DEG
Operators: Meng Yongjian
Test Date: 2017-05-19

γ Range: 0 - 90DEG
γ Interval: 1.0DEG
Test System: EVERFINE GO-2000B_V1 SYSTEM V2.0.288
Humidity: 52%
Test Distance: 5.850m [K=1.0000]
Remarks:

**ZONAL FLUX DIAGRAM
AND LUMINANCE LIMITATION CURVES**

ZONAL FLUX DIAGRAM:

γ	C0	C45	C90	C135	C180	C225	C270	C315	γ	Φ zone	Φ total	Φ lum,lamp
10	3994	3392	2725	2649	2937	3299	3950	4204	0- 10	575.0	575.0	39.5,39.5
20	837.1	744.2	663.1	657.1	729.0	800.3	883.2	899.7	10- 20	428.4	1003	68.9,68.9
30	286.2	254.5	232.0	233.7	255.5	278.4	304.3	307.2	20- 30	211.4	1215	83.4,83.4
40	133.6	123.4	115.9	115.3	123.3	130.8	138.6	139.2	30- 40	114.5	1329	91.2,91.2
50	68.97	64.80	60.17	58.51	61.69	64.27	68.55	70.36	40- 50	72.40	1402	96.2,96.2
60	29.51	27.88	25.05	23.54	24.65	25.65	28.37	29.72	50- 60	39.31	1441	98.9,98.9
70	5.958	4.937	3.149	2.421	2.801	3.660	5.218	6.213	60- 70	14.78	1456	99.9,99.9
80	0.2495	0.2075	0.1970	0.1594	0.1682	0.1948	0.2053	0.2363	70- 80	1.001	1457	100,100
90	0.0809	0.0678	0.0678	0.0700	0.0765	0.0612	0.0722	0.0722	80- 90	0.1281	1457	100,100
100									90-100			
110									100-110			
120									110-120			
130									120-130			
140									130-140			
150									140-150			
160									150-160			
170									160-170			
180									170-180			
DEG	LUMINOUS INTENSITY:cd									UNIT:lm		



LUMINANCE cd/(m2)		
G(DEG)	C0/180	C90/270
85	438	320
80	374	295
75	536	335
70	4529	2393
65	10536	8390
60	15342	13023
55	21221	18719
50	27895	24335
45	36277	31802

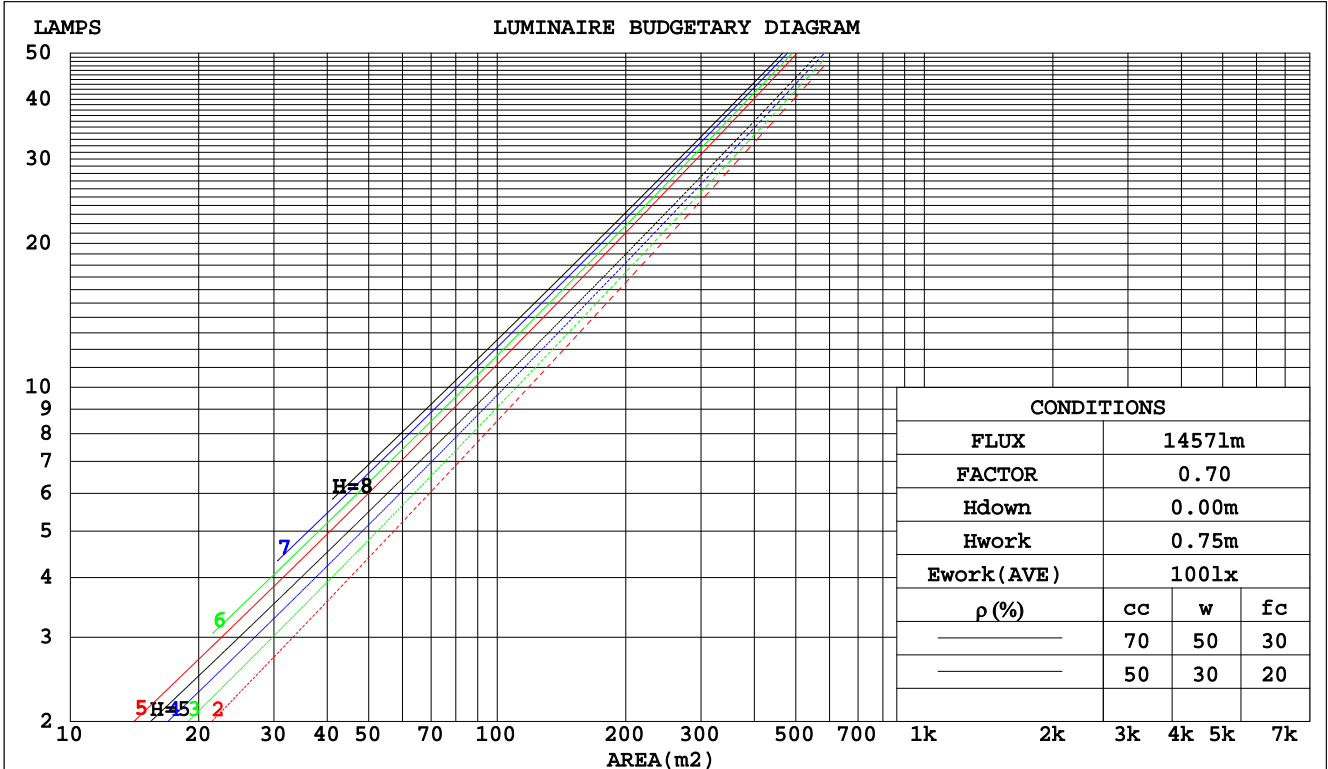
C Range: 0 - 360DEG
 C Interval: 15.0DEG
 Test Speed: HIGH
 Temperature: 25.3DEG
 Operators: Meng Yongjian
 Test Date: 2017-05-19

γ Range: 0 - 90DEG
 γ Interval: 1.0DEG
 Test System: EVERFINE GO-2000B_V1 SYSTEM V2.0.288
 Humidity: 52%
 Test Distance: 5.850m [K=1.0000]
 Remarks:

CU AND LUMINAIRE BUDGETARY ESTIMATE DIAGRAM

Test:U:220.7V I:0.0979A P:20.27W PF:0.9380 Lamp Flux:1456.95x1 lm		
NAME: PURE S-21W-930-15	TYPE:Tracklight	SERIAL No.:
SPEC.:3000K	DIM.: φ70mm*H138mm	
MFR.: NEKO LIGHTING AG		

ρcc	80%			70%			50%			30%			10%			0
ρw	50%	30%	10%	50%	30%	10%	50%	30%	10%	50%	30%	10%	50%	30%	10%	0
ρfc	20%			20%			20%			20%			20%			0
RCR	RCR:Room Cavity Ratio															
	Coefficients of Utilization(CU)															
0.0	1.19	1.19	1.19	1.16	1.16	1.16	1.11	1.11	1.11	1.06	1.06	1.06	1.02	1.02	1.02	1.00
1.0	1.12	1.10	1.08	1.10	1.08	1.07	1.06	1.05	1.03	1.02	1.01	1.00	.99	.98	.97	.96
2.0	1.06	1.03	1.00	1.05	1.02	.99	1.01	.99	.97	.98	.97	.95	.96	.94	.93	.91
3.0	1.01	.97	.94	.90	.96	.93	.97	.94	.91	.95	.92	.90	.93	.91	.89	.87
4.0	.96	.92	.89	.95	.91	.88	.93	.90	.87	.91	.88	.86	.90	.87	.85	.84
5.0	.92	.88	.84	.91	.87	.84	.90	.86	.83	.88	.85	.82	.87	.84	.82	.81
6.0	.89	.84	.81	.88	.84	.80	.87	.83	.80	.85	.82	.79	.84	.81	.79	.78
7.0	.85	.81	.78	.85	.80	.77	.84	.80	.77	.83	.79	.77	.82	.79	.76	.75
8.0	.83	.78	.75	.82	.78	.75	.81	.77	.74	.80	.77	.74	.79	.76	.74	.73
9.0	.80	.76	.73	.80	.75	.72	.79	.75	.72	.78	.74	.72	.77	.74	.72	.71
10.0	.78	.73	.70	.77	.73	.70	.77	.73	.70	.76	.72	.70	.75	.72	.70	.69



C Range: 0 - 360DEG
C Interval: 15.0DEG
Test Speed: HIGH
Temperature:25.3DEG
Operators:Meng Yongjian
Test Date:2017-05-19

γ Range: 0 - 90DEG
γ Interval: 1.0DEG
Test System:EVERFINE GO-2000B_V1 SYSTEM V2.0.288
Humidity:52%
Test Distance:5.850m [K=1.0000]
Remarks:

WEC AND CCEC

Test:U:220.7V I:0.0979A P:20.27W PF:0.9380 Lamp Flux:1456.95x1 lm		
NAME: PURE S-21W-930-15	TYPE:Tracklight	SERIAL No.:
SPEC.:3000K	DIM.: φ70mm*H138mm	
MFR.: NEKO LIGHTING AG		

ρcc	80%			70%			50%			30%			10%			0
ρw	50%	30%	10%	50%	30%	10%	50%	30%	10%	50%	30%	10%	50%	30%	10%	0
ρfc	20%			20%			20%			20%			20%			0
RCR	RCR:Room Cavity Ratio						Wall Exitance Coefficients(WEC)									
0.0																
1.0	.149	.085	.027	.143	.081	.026	.130	.075	.024	.119	.068	.022	.108	.063	.020	
2.0	.141	.077	.024	.135	.074	.023	.125	.069	.022	.115	.065	.020	.106	.060	.019	
3.0	.132	.070	.021	.127	.068	.021	.119	.064	.020	.111	.061	.019	.103	.057	.018	
4.0	.124	.064	.019	.120	.063	.019	.113	.060	.018	.106	.057	.017	.099	.054	.016	
5.0	.117	.059	.017	.113	.058	.017	.107	.056	.016	.101	.053	.016	.096	.051	.015	
6.0	.110	.055	.016	.107	.054	.016	.102	.052	.015	.097	.050	.015	.092	.048	.014	
7.0	.104	.051	.015	.102	.051	.014	.097	.049	.014	.092	.047	.014	.088	.046	.013	
8.0	.099	.048	.014	.097	.048	.013	.092	.046	.013	.088	.045	.013	.085	.044	.013	
9.0	.094	.045	.013	.092	.045	.013	.088	.044	.012	.085	.043	.012	.082	.041	.012	
10.0	.090	.043	.012	.088	.042	.012	.085	.041	.012	.081	.040	.011	.078	.039	.011	

ρcc	80%			70%			50%			30%			10%			0
ρw	50%	30%	10%	50%	30%	10%	50%	30%	10%	50%	30%	10%	50%	30%	10%	0
ρfc	20%			20%			20%			20%			20%			0
RCR	RCR:Room Cavity Ratio						Ceiling Cavity Exitance Coefficients(CCEC)									
0.0	.190	.190	.190	.163	.163	.163	.111	.111	.111	.064	.064	.064	.020	.020	.020	
1.0	.169	.158	.147	.145	.135	.127	.099	.093	.088	.057	.054	.051	.018	.017	.016	
2.0	.152	.133	.116	.130	.114	.101	.089	.079	.070	.051	.046	.041	.017	.015	.013	
3.0	.138	.113	.094	.118	.098	.081	.081	.068	.057	.047	.040	.034	.015	.013	.011	
4.0	.126	.098	.077	.108	.085	.067	.074	.059	.047	.043	.035	.028	.014	.011	.009	
5.0	.116	.086	.064	.099	.074	.056	.069	.052	.039	.040	.031	.023	.013	.010	.008	
6.0	.107	.076	.054	.092	.066	.047	.064	.046	.033	.037	.027	.020	.012	.009	.007	
7.0	.100	.068	.046	.086	.059	.040	.059	.041	.028	.034	.024	.017	.011	.008	.006	
8.0	.093	.061	.040	.080	.053	.035	.055	.037	.025	.032	.022	.015	.010	.007	.005	
9.0	.087	.056	.035	.075	.049	.030	.052	.034	.021	.030	.020	.013	.010	.007	.004	
10.0	.082	.051	.030	.071	.044	.027	.049	.031	.019	.029	.018	.011	.009	.006	.004	

C Range: 0 - 360DEG
 C Interval: 15.0DEG
 Test Speed: HIGH
 Temperature:25.3DEG
 Operators:Meng Yongjian
 Test Date:2017-05-19

γ Range: 0 - 90DEG
 γ Interval: 1.0DEG
 Test System:EVERFINE GO-2000B_V1 SYSTEM V2.0.288
 Humidity:52%
 Test Distance:5.850m [K=1.0000]
 Remarks:

UGR(Unified Glare Rating) Table

Test:U:220.7V I:0.0979A P:20.27W PF:0.9380 Lamp Flux:1456.95x1 lm		
NAME: PURE S-21W-930-15	TYPE:Tracklight	SERIAL No.:
SPEC.:3000K	DIM.: φ70mm*H138mm	
MFR.: NEKO LIGHTING AG		

ceiling/cavity	0.7	0.7	0.5	0.5	0.3	0.7	0.7	0.5	0.5	0.3
walls	0.5	0.3	0.5	0.3	0.3	0.5	0.3	0.5	0.3	0.3
working plane	0.2	0.2	0.2	0.2	0.2	0.2	0.2	0.2	0.2	0.2
Room dimensions	Viewed crosswise					Viewed endwise				
x = 2H y = 2H	18.6	19.3	18.8	19.4	19.6	17.9	18.7	18.1	18.8	19.0
3H	18.6	19.3	18.9	19.5	19.7	17.9	18.6	18.2	18.8	19.0
4H	18.6	19.2	18.8	19.4	19.6	17.9	18.5	18.1	18.7	18.9
6H	18.5	19.1	18.8	19.3	19.6	17.8	18.4	18.1	18.6	18.9
8H	18.4	19.0	18.7	19.3	19.5	17.7	18.3	18.0	18.6	18.8
12H	18.4	18.9	18.7	19.2	19.5	17.7	18.2	18.0	18.5	18.8
4H 2H	18.6	19.2	18.9	19.5	19.7	18.0	18.7	18.3	18.9	19.1
3H	18.7	19.2	19.0	19.5	19.8	18.0	18.6	18.3	18.8	19.1
4H	18.6	19.1	18.9	19.4	19.7	17.9	18.4	18.3	18.7	19.0
6H	18.5	18.9	18.8	19.3	19.6	17.8	18.3	18.2	18.6	18.9
8H	18.4	18.8	18.8	19.2	19.6	17.8	18.2	18.2	18.5	18.9
12H	18.4	18.8	18.8	19.1	19.5	17.7	18.1	18.1	18.5	18.9
8H 4H	18.4	18.9	18.8	19.2	19.6	17.8	18.2	18.2	18.6	18.9
6H	18.3	18.7	18.7	19.1	19.5	17.7	18.0	18.1	18.4	18.8
8H	18.3	18.6	18.7	19.0	19.4	17.6	17.9	18.1	18.3	18.8
12H	18.2	18.5	18.7	18.9	19.4	17.5	17.8	18.0	18.3	18.7
12H 4H	18.4	18.8	18.8	19.1	19.5	17.7	18.1	18.1	18.5	18.9
6H	18.3	18.6	18.7	19.0	19.4	17.6	17.9	18.1	18.3	18.8
8H	18.2	18.5	18.7	18.9	19.4	17.5	17.8	18.0	18.3	18.7
Variations with the observer position at spacings:										
S = 1.0H	+ 1.3 / - 2.1					+ 1.4 / - 2.3				
1.5H	+ 1.4 / - 1.2					+ 1.1 / - 1.0				
2.0H	+ 2.6 / - 3.0					+ 2.5 / - 2.9				

CIE Pub.117 Corrected 1457 lm Total Lamp Luminous Flux.(8log(F/F0) = 1.3)

C Range: 0 - 360DEG
 C Interval: 15.0DEG
 Test Speed: HIGH
 Temperature:25.3DEG
 Operators:Meng Yongjian
 Test Date:2017-05-19

γ Range: 0 - 90DEG
 γ Interval: 1.0DEG
 Test System:EVERFINE GO-2000B_V1 SYSTEM V2.0.288
 Humidity:52%
 Test Distance:5.850m [K=1.0000]
 Remarks:

UTILIZATION FACTORS TABLE

Test:U:220.7V I:0.0979A P:20.27W PF:0.9380 Lamp Flux:1456.95x1 lm		
NAME: PURE S-21W-930-15	TYPE:Tracklight	SERIAL No.:
SPEC.:3000K	DIM.: φ70mm*H138mm	
MFR.: NEKO LIGHTING AG		

REFLECTANCE										
Ceiling	0.8	0.8	0.8	0.7	0.7	0.7	0.5	0.5	0.5	0
Walls	0.7	0.5	0.3	0.7	0.5	0.3	0.7	0.5	0.3	0
Working plane	0.2	0.2	0.2	0.2	0.2	0.2	0.2	0.2	0.2	0
ROOM INDEX	UTILIZATION FACTORS(PERCENT) $k(RI) \times RCR = 5$									
k = 0.60	86	79	75	85	79	75	85	79	75	71
0.80	94	88	84	93	87	84	92	87	83	79
1.00	98	93	89	97	92	89	96	92	88	84
1.25	103	97	94	101	97	93	99	95	92	88
1.50	105	100	97	104	100	97	102	98	95	91
2.00	108	104	101	107	103	100	104	101	98	93
2.50	110	106	103	108	105	102	105	102	100	94
3.00	112	108	105	110	107	104	106	104	102	96
4.00	114	111	109	112	109	107	108	106	104	97
5.00	115	113	111	113	111	109	109	107	106	98
ROOM INDEX	UF(total)									Direct
According to DIN EN 13032-2 2004			Suspended				SHRNOM = 1.25			

C Range: 0 - 360DEG
C Interval: 15.0DEG
Test Speed: HIGH
Temperature:25.3DEG
Operators:Meng Yongjian
Test Date:2017-05-19

γ Range: 0 - 90DEG
γ Interval: 1.0DEG
Test System:EVERFINE GO-2000B_V1 SYSTEM V2.0.288
Humidity:52%
Test Distance:5.850m [K=1.0000]
Remarks:

ISOCANDELA DIAGRAM

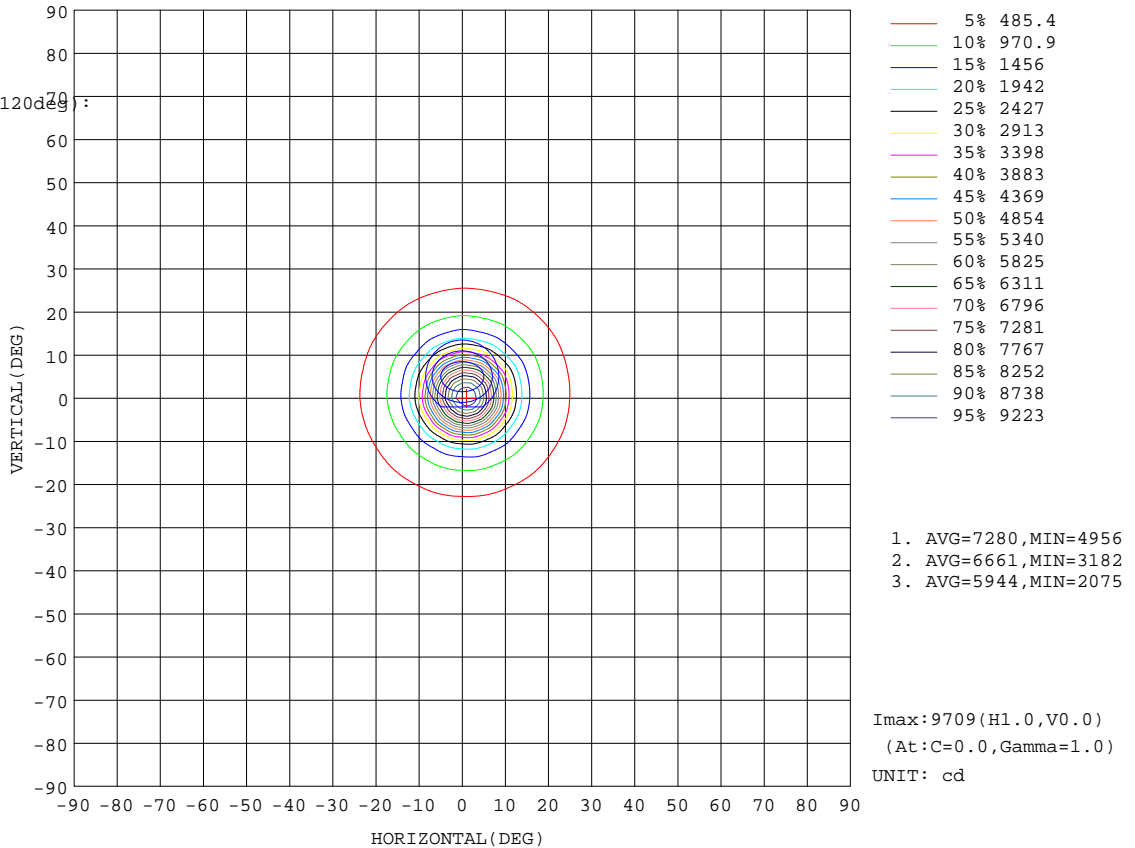
Test:U:220.7V I:0.0979A P:20.27W PF:0.9380 Lamp Flux:1456.95x1 lm		
NAME: PURE S-21W-930-15	TYPE:Tracklight	SERIAL No.:
SPEC.:3000K	DIM.: φ70mm*H138mm	
MFR.: NEKO LIGHTING AG		

Conical surface Flux(90deg):

1370 lm
%lum = 94.0%
%lamp = 94.0%

Conical surface Flux(120deg):

1441 lm
%lum = 98.9%
%lamp = 98.9%

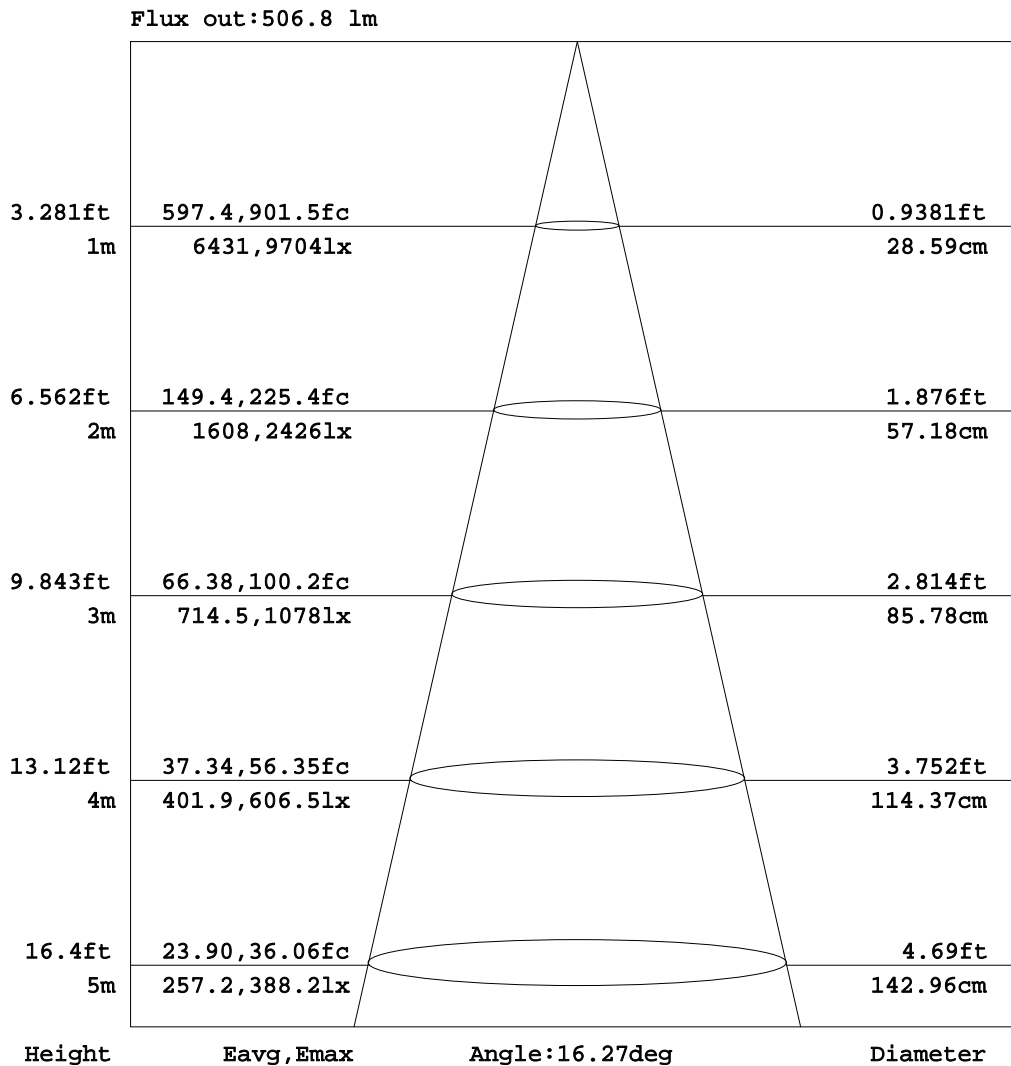


C Range: 0 - 360DEG
C Interval: 15.0DEG
Test Speed: HIGH
Temperature:25.3DEG
Operators:Meng Yongjian
Test Date:2017-05-19

γ Range: 0 - 90DEG
γ Interval: 1.0DEG
Test System:EVERFINE GO-2000B_V1 SYSTEM V2.0.288
Humidity:52%
Test Distance:5.850m [K=1.0000]
Remarks:

AAI Figure

Test:U:220.7V I:0.0979A P:20.27W PF:0.9380 Lamp Flux:1456.95x1 lm		
NAME: PURE S-21W-930-15	TYPE:Tracklight	SERIAL No.:
SPEC.:3000K	DIM.: φ70mm*H138mm	
MFR.: NEKO LIGHTING AG		



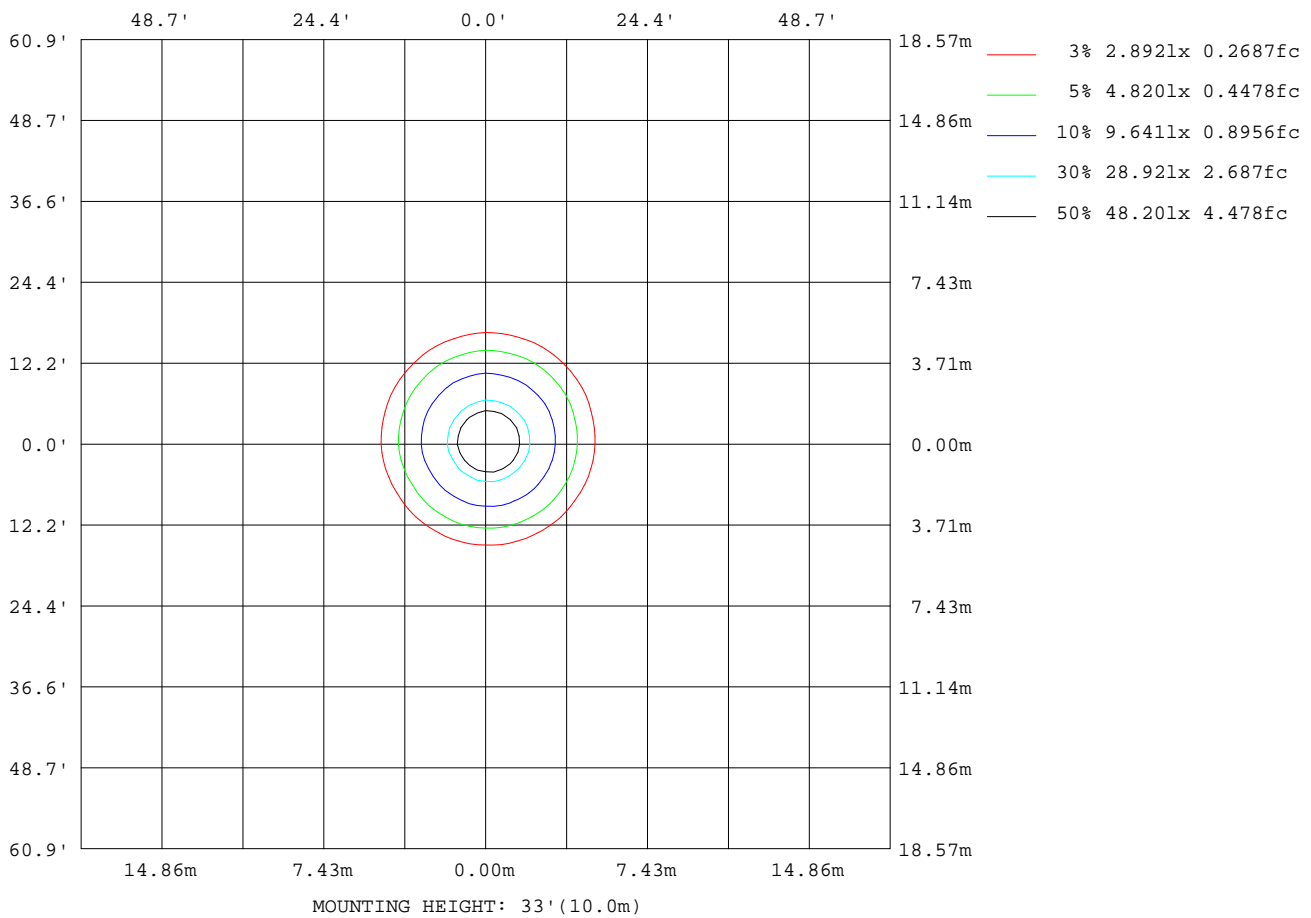
Note:The Curves indicate the illuminated area and the average illumination when the luminaire is at different distance.

C Range: 0 - 360DEG
C Interval: 15.0DEG
Test Speed: HIGH
Temperature:25.3DEG
Operators:Meng Yongjian
Test Date:2017-05-19

γ Range: 0 - 90DEG
γ Interval: 1.0DEG
Test System:EVERFINE GO-2000B_V1 SYSTEM V2.0.288
Humidity:52%
Test Distance:5.850m [K=1.0000]
Remarks:

ISOLUX DIAGRAM

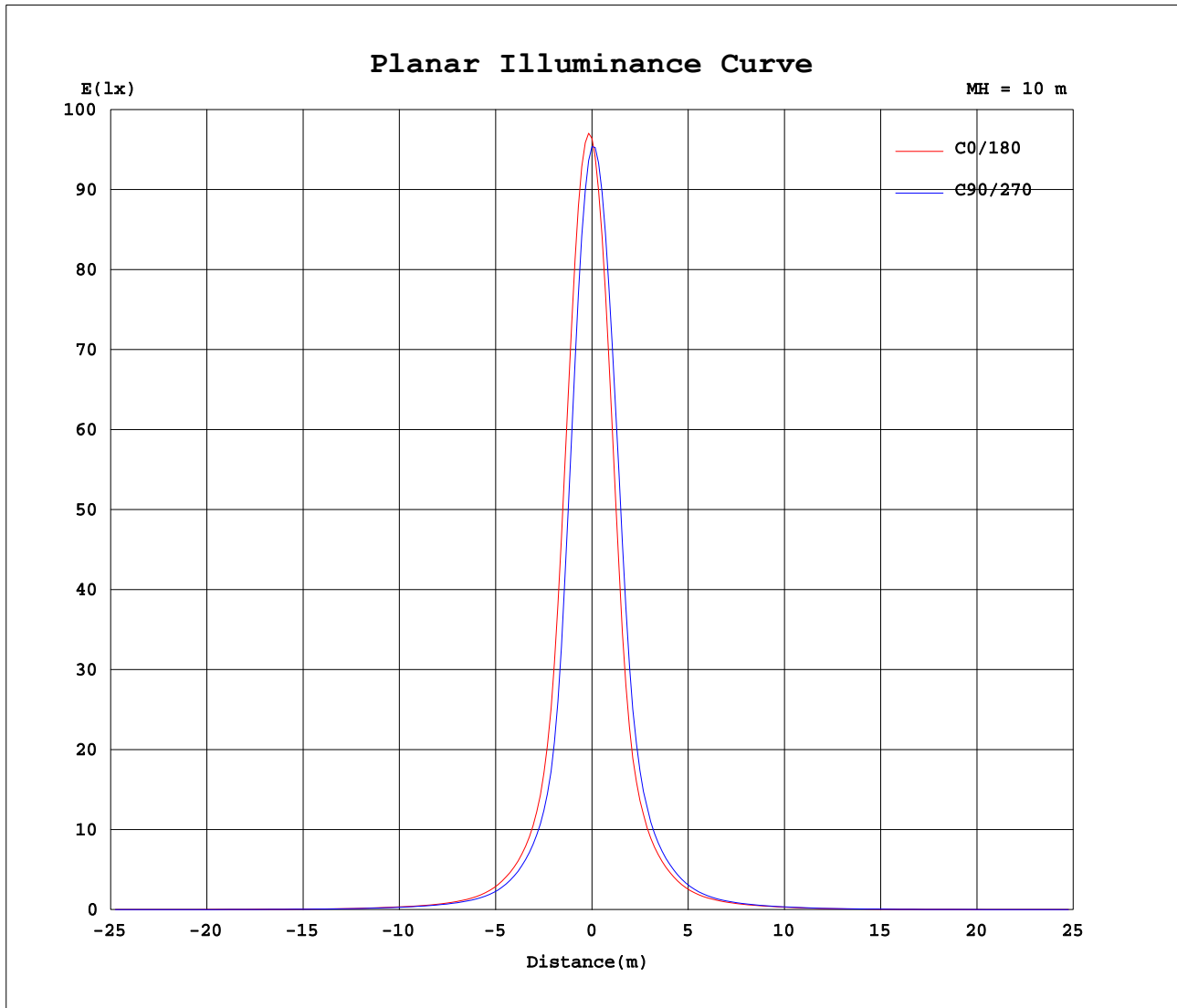
Test:U:220.7V I:0.0979A P:20.27W PF:0.9380 Lamp Flux:1456.95x1 lm		
NAME: PURE S-21W-930-15	TYPE:Tracklight	SERIAL No.:
SPEC.:3000K	DIM.: φ70mm*H138mm	
MFR.: NEKO LIGHTING AG		



C Range: 0 - 360DEG
 C Interval: 15.0DEG
 Test Speed: HIGH
 Temperature:25.3DEG
 Operators:Meng Yongjian
 Test Date:2017-05-19

γ Range: 0 - 90DEG
 γ Interval: 1.0DEG
 Test System:EVERFINE GO-2000B_V1 SYSTEM V2.0.288
 Humidity:52%
 Test Distance:5.850m [K=1.0000]
 Remarks:

Planar Illuminance Curve



C Range: 0 - 360DEG
C Interval: 15.0DEG
Test Speed: HIGH
Temperature: 25.3DEG
Operators: Meng Yongjian
Test Date: 2017-05-19

γ Range: 0 - 90DEG
 γ Interval: 1.0DEG
Test System: EVERFINE GO-2000B_V1 SYSTEM V2.0.288
Humidity: 52%
Test Distance: 5.850m [K=1.0000]
Remarks:

LUMINOUS DISTRIBUTION INTENSITY DATA

Test:U:220.7V I:0.0979A P:20.27W PF:0.9380 Lamp Flux:1456.95x1 lm		
NAME: PURE S-21W-930-15	TYPE:Tracklight	SERIAL No.:
SPEC.:3000K	DIM.: φ70mm*H138mm	
MFR.: NEKO LIGHTING AG		

Table--1

UNIT: cd

C (DEG) \ γ (DEG)	0	15	30	45	60	75	90	105	120	135	150	165	180	195	210	225	240	255	270
0	9641	9602	9602	9575	9566	9554	9539	9542	9522	9537	9516	9546	9641	9602	9602	9575	9566	9554	9539
5	8215	8179	7891	7733	7371	7234	6918	6864	6652	6701	6601	6790	6982	6992	7229	7307	7566	7653	7894
10	3994	3886	3554	3392	3075	2953	2725	2694	2580	2649	2626	2779	2937	2967	3201	3299	3587	3680	3950
15	1590	1536	1425	1398	1285	1250	1190	1186	1158	1181	1183	1241	1323	1328	1429	1448	1541	1568	1639
20	837	811	768	744	704	687	663	662	648	657	661	693	729	743	780	800	842	855	883
25	481	464	438	422	400	391	378	377	372	378	382	400	420	429	450	463	486	495	513
30	286	277	263	255	243	239	232	232	230	234	236	244	256	260	272	278	291	295	304
35	188	184	176	172	165	163	159	159	157	160	160	166	172	175	181	184	191	193	198
40	134	132	126	123	120	118	116	115	115	115	116	119	123	126	129	131	135	136	139
45	98.7	97.5	94.2	92.1	89.5	88.3	86.5	86.0	84.8	85.1	85.2	87.5	90.6	93.0	94.6	95.6	98.1	99.3	101
50	69.0	68.7	66.3	64.8	62.8	61.7	60.2	59.8	58.4	58.5	58.1	59.6	61.7	63.2	63.8	64.3	65.8	66.9	68.6
55	46.8	47.1	45.5	44.7	43.1	42.5	41.3	40.9	39.5	39.3	38.7	39.8	41.3	41.8	42.6	42.5	43.8	44.4	46.0
60	29.5	29.8	28.5	27.9	26.5	26.1	25.0	24.8	23.8	23.5	23.0	23.8	24.7	25.0	25.5	25.7	26.6	27.2	28.4
65	17.1	17.2	16.3	15.8	14.7	14.4	13.6	13.4	12.6	12.3	11.9	12.6	13.2	13.4	14.0	14.2	14.9	15.5	16.2
70	5.96	6.00	5.30	4.94	4.20	3.81	3.15	2.91	2.41	2.42	2.23	2.49	2.80	2.91	3.41	3.66	4.34	4.61	5.22
75	0.53	0.52	0.47	0.43	0.38	0.35	0.33	0.31	0.31	0.29	0.30	0.29	0.30	0.31	0.31	0.34	0.37	0.43	0.47
80	0.25	0.22	0.23	0.21	0.21	0.19	0.20	0.17	0.18	0.16	0.17	0.16	0.17	0.19	0.17	0.19	0.19	0.21	0.21
85	0.15	0.12	0.13	0.10	0.12	0.10	0.11	0.08	0.10	0.08	0.09	0.08	0.09	0.11	0.09	0.11	0.10	0.12	0.11
90	0.08	0.08	0.07	0.07	0.07	0.07	0.07	0.07	0.07	0.07	0.07	0.07	0.08	0.07	0.06	0.06	0.06	0.07	0.07

C Range: 0 - 360DEG
 C Interval: 15.0DEG
 Test Speed: HIGH
 Temperature:25.3DEG
 Operators:Meng Yongjian
 Test Date:2017-05-19

γ Range: 0 - 90DEG
 γ Interval: 1.0DEG
 Test System:EVERFINE GO-2000B_V1 SYSTEM V2.0.288
 Humidity:52%
 Test Distance:5.850m [K=1.0000]
 Remarks:

LUMINOUS DISTRIBUTION INTENSITY DATA

Test:U:220.7V I:0.0979A P:20.27W PF:0.9380 Lamp Flux:1456.95x1 lm		
NAME: PURE S-21W-930-15	TYPE:Tracklight	SERIAL No.:
SPEC.:3000K	DIM.: φ70mm*H138mm	
MFR.: NEKO LIGHTING AG		

Table--2

UNIT: cd

C (DEG) \ γ (DEG)	285	300	315	330	345														
0	9542	9522	9537	9516	9546														
5	7968	8179	8202	8342	8238														
10	3996	4233	4204	4343	4140														
15	1637	1711	1704	1742	1656														
20	883	906	900	902	863														
25	515	528	520	517	495														
30	305	311	307	306	294														
35	198	201	199	198	192														
40	138	140	139	139	136														
45	101	102	102	102	99.6														
50	69.2	70.3	70.4	70.5	69.4														
55	46.3	47.4	47.2	47.5	46.8														
60	28.8	29.7	29.7	30.0	29.6														
65	16.4	17.1	17.2	17.5	17.2														
70	5.50	6.10	6.21	6.64	6.23														
75	0.50	0.53	0.52	0.54	0.53														
80	0.23	0.21	0.24	0.22	0.23														
85	0.13	0.11	0.14	0.11	0.14														
90	0.08	0.07	0.07	0.07	0.07														

C Range: 0 - 360DEG	γ Range: 0 - 90DEG
C Interval: 15.0DEG	γ Interval: 1.0DEG
Test Speed: HIGH	Test System:EVERFINE GO-2000B_V1 SYSTEM V2.0.288
Temperature:25.3DEG	Humidity:52%
Operators:Meng Yongjian	Test Distance:5.850m [K=1.0000]
Test Date:2017-05-19	Remarks:

Photometric Data Table [cd]

G/C	0.0	15.0	30.0	45.0	60.0	75.0	90.0	105.0	120.0	135.0
0.0	9641	9602	9602	9575	9566	9554	9539	9542	9522	9537
3.0	9325	9291	9127	9022	8790	8687	8458	8412	8237	8255
6.0	7439	7381	7050	6873	6493	6346	6026	5969	5763	5822
9.0	4824	4733	4363	4210	3837	3715	3410	3383	3210	3295
12.0	2680	2580	2345	2233	2044	1973	1846	1829	1776	1824
15.0	1590	1536	1425	1398	1285	1250	1190	1186	1158	1181
18.0	1060	1028	969.2	940.9	887.1	867.4	832.8	830.9	811.6	823.6
21.0	746.9	724.2	684.6	663.5	626.8	613.3	589.8	591.7	583.2	588.3
24.0	539.9	518.6	489.1	472.2	446.7	437.0	422.0	421.9	414.9	422.2
27.0	386.8	373.5	352.4	340.3	322.8	316.4	306.3	306.1	302.3	308.4
30.0	286.2	277.1	262.9	254.5	243.1	238.7	232.0	232.0	229.7	233.7
33.0	219.5	213.4	203.8	198.2	190.6	187.4	182.9	182.9	181.1	183.9
36.0	174.6	170.8	163.8	160.1	154.4	152.4	148.7	148.7	147.0	148.9
39.0	142.7	140.1	134.6	131.9	127.4	125.4	123.0	122.3	121.5	122.4
42.0	118.2	116.2	112.3	109.7	106.8	105.2	103.2	102.6	101.8	102.4
45.0	98.67	97.54	94.19	92.12	89.50	88.28	86.50	85.97	84.79	85.13
48.0	80.53	79.97	77.05	75.32	72.79	71.68	70.03	69.44	68.00	68.07
51.0	63.93	63.65	61.56	60.14	58.06	57.36	55.95	55.58	54.27	54.33
54.0	50.59	50.83	49.09	48.26	46.57	46.08	44.90	44.56	43.21	43.09
57.0	39.46	39.78	38.28	37.51	35.91	35.36	34.21	33.87	32.63	32.37
60.0	29.51	29.79	28.51	27.88	26.47	26.07	25.05	24.82	23.78	23.54
63.0	21.51	21.67	20.72	20.22	19.16	18.88	18.06	17.89	17.04	16.81
66.0	14.89	14.93	14.02	13.55	12.50	12.19	11.33	11.10	10.25	10.09
69.0	8.094	8.111	7.306	6.903	6.021	5.615	4.859	4.590	4.016	3.942
72.0	2.635	2.589	2.089	1.902	1.441	1.180	0.8357	0.7436	0.6435	0.6239
75.0	0.5334	0.5238	0.4699	0.4322	0.3842	0.3538	0.3333	0.3058	0.3133	0.2906
78.0	0.3065	0.2861	0.2868	0.2622	0.2605	0.2403	0.2184	0.2277	0.2277	0.2053
81.0	0.2255	0.1988	0.2080	0.1835	0.1861	0.1660	0.1751	0.1463	0.1642	0.1354
84.0	0.1620	0.1354	0.1467	0.1201	0.1335	0.1049	0.1227	0.0939	0.1160	0.0939
87.0	0.1160	0.0917	0.1029	0.0786	0.0920	0.0656	0.0854	0.0678	0.0789	0.0656
90.0	0.0809	0.0787	0.0700	0.0678	0.0700	0.0678	0.0678	0.0678	0.0700	0.0700
G/C	150.0	165.0	180.0	195.0	210.0	225.0	240.0	255.0	270.0	285.0
0.0	9516	9546	9602	9602	9566	9554	9539	9542	9522	9537
3.0	8162	8286	8451	8432	8579	8622	8787	8846	9005	9064
6.0	5734	5936	6142	6163	6432	6530	6824	6924	7192	7267
9.0	3234	3430	3594	3622	3899	4014	4341	4456	4757	4813
12.0	1822	1921	2025	2065	2211	2276	2454	2516	2676	2709
15.0	1183	1241	1323	1328	1429	1448	1541	1568	1639	1637
18.0	825.7	866.2	911.1	927.2	976.1	1002	1057	1074	1111	1107
21.0	588.7	621.4	654.1	665.9	698.8	717.5	754.2	765.1	791.2	791.7
24.0	425.6	446.4	470.2	479.0	503.3	516.8	543.7	554.9	572.4	576.7
27.0	310.7	324.2	340.3	346.8	364.0	373.5	391.5	398.3	412.7	414.3
30.0	235.6	244.5	255.5	260.1	271.9	278.4	290.8	294.8	304.3	304.8
33.0	185.1	191.1	199.1	202.6	210.4	214.8	223.1	226.1	232.2	232.2
36.0	149.6	154.3	160.3	162.9	168.3	171.1	177.1	179.1	183.2	182.8
39.0	123.3	127.2	131.8	134.0	137.6	139.5	143.9	145.3	148.2	147.7
42.0	103.1	105.7	109.4	112.2	114.1	115.7	118.5	120.0	121.7	121.8
45.0	85.17	87.47	90.64	93.04	94.63	95.61	98.06	99.25	100.9	101.2
48.0	67.86	69.54	72.03	73.87	74.93	75.56	77.66	78.83	80.71	81.32
51.0	53.90	55.31	57.15	58.14	58.91	58.96	60.62	61.78	63.18	63.89
54.0	42.49	43.69	45.18	45.83	46.49	46.46	47.72	48.40	49.84	50.17
57.0	31.78	32.76	33.92	34.45	35.05	35.06	36.14	36.85	38.25	38.69
60.0	23.04	23.80	24.65	25.04	25.55	25.65	26.58	27.16	28.37	28.76
63.0	16.34	17.08	17.75	18.05	18.51	18.65	19.38	19.87	20.64	20.89
66.0	9.642	10.28	10.94	11.08	11.69	11.89	12.71	13.21	13.96	14.17
69.0	3.744	4.019	4.422	4.537	5.119	5.340	6.150	6.443	7.217	7.442
72.0	0.6019	0.6239	0.6713	0.7148	0.9659	1.109	1.560	1.768	2.172	2.313
75.0	0.3044	0.2884	0.3014	0.3110	0.3101	0.3355	0.3732	0.4278	0.4733	0.4978
78.0	0.2189	0.2032	0.2162	0.2276	0.2184	0.2386	0.2380	0.2626	0.2599	0.2823
81.0	0.1576	0.1398	0.1507	0.1685	0.1463	0.1729	0.1638	0.1904	0.1812	0.2035
84.0	0.1073	0.0960	0.1048	0.1204	0.1004	0.1204	0.1092	0.1357	0.1223	0.1466
87.0	0.0788	0.0656	0.0765	0.0897	0.0678	0.0897	0.0743	0.0985	0.0808	0.1073
90.0	0.0656	0.0656	0.0765	0.0678	0.0634	0.0612	0.0590	0.0743	0.0722	0.0765
G/C	300.0	315.0	330.0	345.0						
0.0	9522	9537	9516	9546						
3.0	9200	9240	9328	9290						
6.0	7490	7497	7638	7496						
9.0	5051	5030	5170	4967						
12.0	2865	2863	2951	2801						
15.0	1711	1704	1742	1656						
18.0	1142	1138	1148	1098						
21.0	812.5	804.4	804.4	770.1						

C Range: 0 - 360DEG

C Interval: 15.0DEG

Test Speed: HIGH

Temperature: 25.3DEG

Operators: Meng Yongjian

Test Date: 2017-05-19

γ Range: 0 - 90DEG

γ Interval: 1.0DEG

Test System: EVERFINE GO-2000B_V1 SYSTEM V2.0.288

Humidity: 52%

Test Distance: 5.850m [K=1.0000]

Remarks:

Photometric Data Table [cd]

24.0	588.9	583.3	577.2	555.7
27.0	424.3	418.3	416.0	398.7
30.0	311.5	307.2	305.9	294.0
33.0	236.4	233.5	232.8	224.7
36.0	185.8	184.2	183.8	178.0
39.0	150.1	149.2	149.1	144.9
42.0	122.8	122.5	122.0	119.6
45.0	102.2	101.9	101.5	99.63
48.0	82.64	82.54	82.56	81.11
51.0	64.87	64.81	65.02	64.19
54.0	51.22	51.07	51.36	50.60
57.0	39.79	39.71	40.08	39.51
60.0	29.70	29.72	30.05	29.58
63.0	21.56	21.68	21.90	21.61
66.0	14.95	15.08	15.39	15.05
69.0	8.217	8.429	8.800	8.350
72.0	2.764	2.862	3.159	2.825
75.0	0.5341	0.5244	0.5407	0.5266
78.0	0.2730	0.2889	0.2730	0.2867
81.0	0.1922	0.2123	0.1921	0.2079
84.0	0.1310	0.1532	0.1310	0.1510
87.0	0.0852	0.1116	0.0873	0.1094
90.0	0.0722	0.0722	0.0700	0.0722

C Range: 0 - 360DEG
 C Interval: 15.0DEG
 Test Speed: HIGH
 Temperature: 25.3DEG
 Operators: Meng Yongjian
 Test Date: 2017-05-19

γ Range: 0 - 90DEG
 γ Interval: 1.0DEG
 Test System: EVERFINE GO-2000B_V1 SYSTEM V2.0.288
 Humidity: 52%
 Test Distance: 5.850m [K=1.0000]
 Remarks: