

(IT)

Corrimano ed elemento luminoso adatto per l'illuminazione uniforme di camminamenti, scale, corridoi, ponti pedonali.

Ottica simmetrica diffondente orientabile su 360° con step da 45°.

Disponibile in tre taglie, 500-1000-2000 mm in versione a modulo singolo o per fila continua.

Corpo e terminali in alluminio.

Colore Sablé 100 noir.

Sorgenti LED con flusso totale 400 lm/mt. CRI (indice di resa cromatica): Ra ≥80.

Per applicazione corrimano, sia in versione singola che in fila continua, il prodotto è disponibile solo con driver remoto, quindi in classe di isolamento III.

Possibilità di collegare fino a 20 mt. lineari in fila continua con un solo driver da 150W.

(UK)

Luminous handrail and module suitable for continuous and uniform lightening of footpaths, stairs, corridors and footbridges. Symmetrical wide beam optics with adjusting possibility of 360° (each 45°).

Available in three sizes: 500-1000-2000 mm in individual module or continuous line versions.

Aluminium body and terminal caps.

Colour: Sablé 100 black.

LEDs with a total flux of 400 lm/meter.

CRI (colour rendering index): Ra ≥80.

For the handrail application, both in single and in continuous line arrangement, the product is available only with remote driver, therefore in isolation class III.

The lights can be joined together in continuous line mode up to a length of 20 m with a single 150W driver.

(DE)

Handlauf und lineares Beleuchtungssystem mit integrierter LED-Quelle für die Beleuchtung von Wegbeleuchtungssystemen, Treppen, Fluren und Fußgängerbrücken. Symmetrische breitstrahlende Optik mit Drehmöglichkeit um 360° (je 45°).

Erhältlich in drei Größen

500-1000-2000mm in den Versionen Einzelmodul oder Lichtbandsystem.

Aluminiumlegierung-Druckguss und Abschlussstellen aus Aluminium.

Farbe Sablé 100 Noir.

LED-Leuchtquellen mit Gesamtfluss 400lm/meter.

CRI (Farbwiedergabeindex): Ra ≥80.

Für die Handrail-Anwendung, beide für einzelnen Installation und für Reihenverbindung, ist die Leuchte nur mit externem Driver lieferbar, daher in Schutzklasse III.

Es besteht die Möglichkeit bis zu 20 m Leuchten zu einem einzigen 150W-Driver zu verbinden.


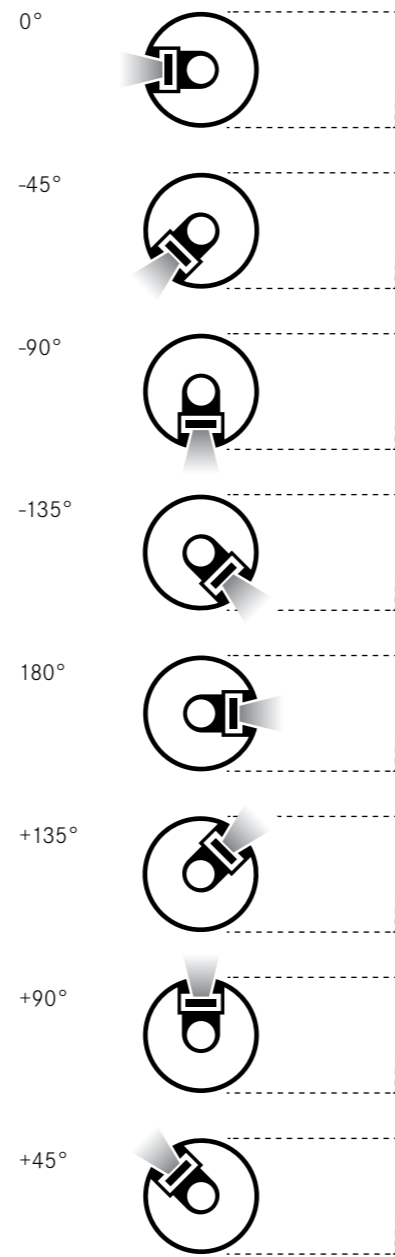
BANISTER

Design by R&S Cariboni Lite



Ottica simmetrica diffondente orientabile su 360° con step da 45°.
Symmetrical wide beam optics with adjusting possibility of 360° (each 45°).
Symmetrische breitstrahlende Optik mit Drehmöglichkeit um 360° (je 45°).

BANISTER







BANISTER

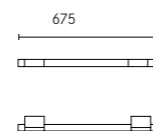
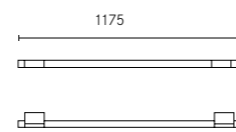
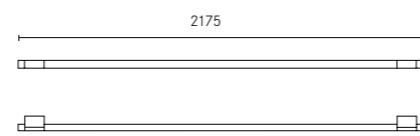
Cl. II IP65

230V 50Hz



max 2 Kg

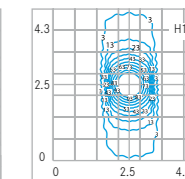
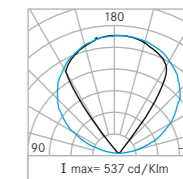
BANISTER



Sablé 100 Noir

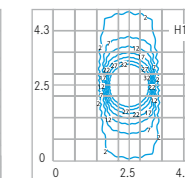
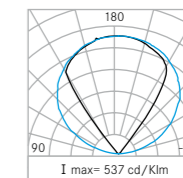
06BA1N4599C

LED 10W 815lm 3000 K ●
2,175 m



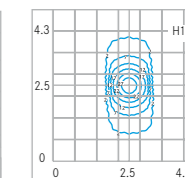
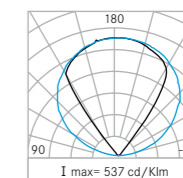
06BA1F4599C

LED 5W 410lm 3000 K ●
1,175 m

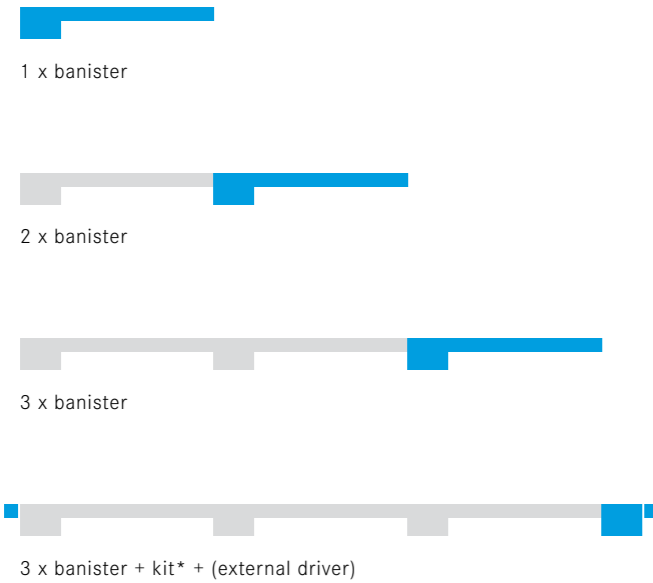


06BA1C4599C

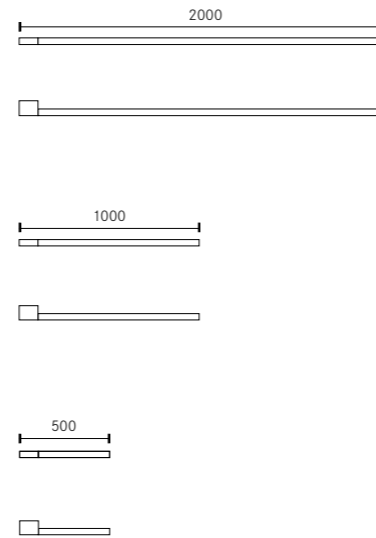
LED 2,5W 205lm 3000 K ●
0,675 m



Driver di alimentazione integrato.
Integrated power supply driver.
Eingebauter Driver.



BANISTER



Cl. III

IP65



max 2 Kg

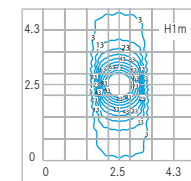
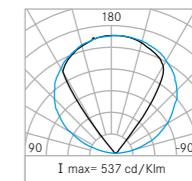
BANISTER

Sablé 100 Noir

06BA2N4599C

LED 10W 815lm 3000 K

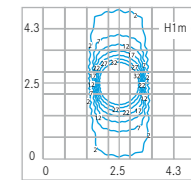
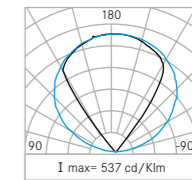
2 m



06BA2F4599C

LED 5W 410lm 3000 K

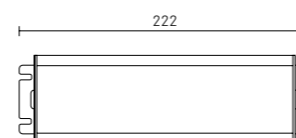
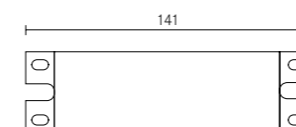
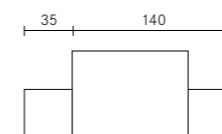
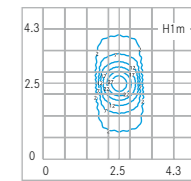
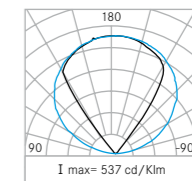
1 m



06BA2C4599C

LED 2,5W 205lm 3000 K

0.5 m



Accessori Accessories Zubehör

* **06BA900C0**

Kit 2 terminali + 1 staffa per completamento fila continua
Kit with 2 terminal parts + bracket for the installation
in a continuous line

Kit mit 2 Endstücke + 1 Bügel für Installation in einer Reihe

06TA902X0

Driver elettronico 60W-24V IP66

Electronic driver 60W-24V IP66

Elektronischer Driver 60W-24V IP66

06LL914AB0

Driver elettronico 150W-24V IP67

Electronic driver 150W-24V IP67

Elektronischer Driver 150W-24V IP67