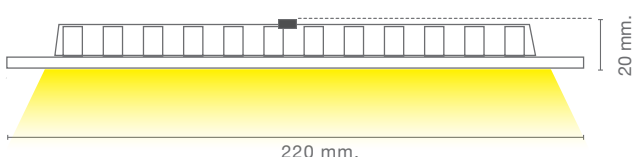
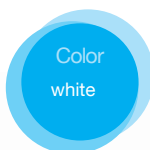


Serie

Recessed round LED panel



Cutting diameter
205 mm.



Recessed LED downlight panel

Body: First quality aluminium injection moulding, oven painted

Power supply: First brand driver (constant current), (ELT -LC 125/700-A-, VOSSLOH -ECXe 700.086-, TRIDONIC -LCI 35w 700 TEC SR-)

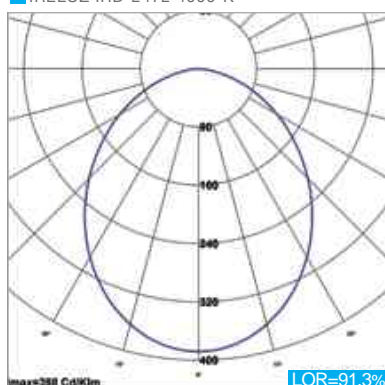
Also available with dimmable driver

Optic component: PMMA diffuser which gives a homogeneous lighting in the entire surface

Light source: Perimeter Samsung LED **Uses:** for all kind of indoor applications (business premises, offices and technical facilities, transit areas, home areas)



IRELUZ IRD-2472 4000°K



H Ø LUX 113°

1	3,0	479
2	6,1	120
3	9,1	53
4	12,1	30
5	15,2	19,2

Ref.	Type de LED	N° LED	IRC (Ra)	Driver		T°(k)	Ángulo	VDC	POWER		Lumen LED	Lumen LED
				Cos.	efficiency				mA	w		
IRD-2472	LED SAMSUNG	48 uds	>80	0,92	>85	4000°K	113°	24,8v	700mA	20w	1440Lm	50000H
IRD-2471	SMD 5630					3000°K	113°	24,8v	700mA	20w	1440Lm	50000H

