

DESCRIPTION

- Luminaire with direct luminous flux distribution, opal pmma diffuser and aluminium body e ral 9005 matt black finish.



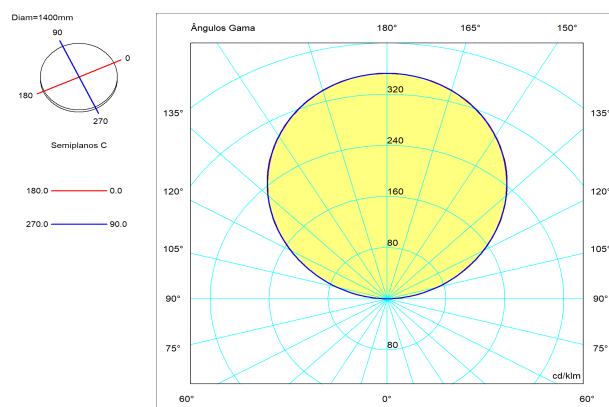
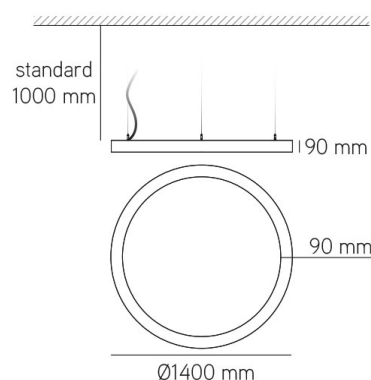
IP40

MAIN FEATURES

Volume (dm3)	0.0
Glow-wire Resistance	650
Input	220-240V~/50-60Hz
Control	ON/OFF Power Supply

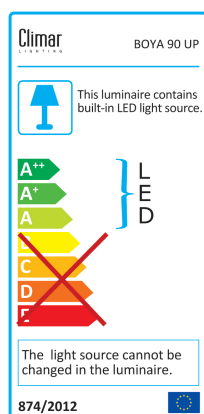
TECHNICAL FEATURES

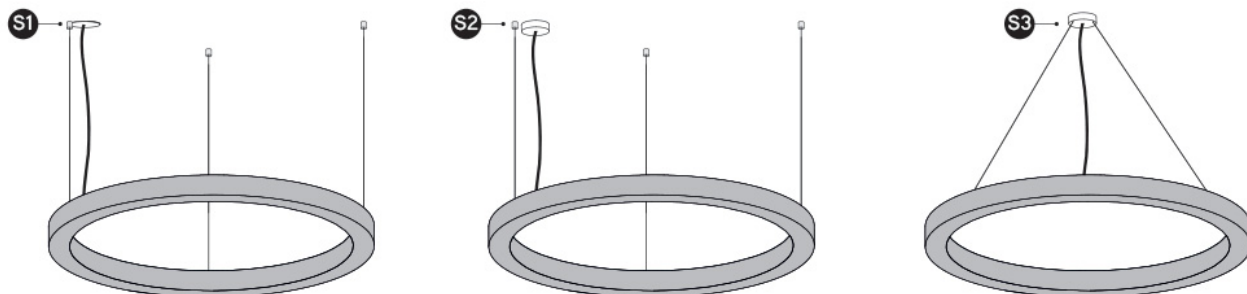
Luminous Flux Maintenance	L80
MAX Power (W)	33
Maximum Value (cd/Klm)	353
% ULOR	100
% DLOR	100
% LOR	100
LED Efficiency	141 lm/W @ Tc=65°C
MacAdam Ellipse	3
Total Flux (lm)	2004
System Power (W)	36
Flux/Power (lm/W)	60
Color Temperature	4000K
Color Rendering Index (CRI)	>80
LED Degradation/Mortality	B10



STANDARDS

DIRECTIVE 2011/65/EU of 8 June 2011 + COMMISSION DELEGATED DIRECTIVE (EU) 2015/863 of 31 March 2015 RoHS2
DIRECTIVE 2014/30/EU of 26 February 2014
EN 50581:2012 | EN 55015:2006+A1:2007+A2:2009 | EN 60335-1:2012 | EN 60598-1: 2014 | EN 60598-2-1: 1990 | EN 60598-2-13: 2006 | EN 60598-2-2: 2014 | EN 60598-2-22: 2014 | EN 60598-2-25: 2009 | EN 60598-2-4: 2017 | EN 61000-4-2:2009;EN 61000-4-3:2006 + A1:2008;EN 61000-4-4:2004;EN 61000-4-5:2006;EN 61000-4-6:2009 | EN 61547:2009
LOW VOLTAGE DIRECTIVE 2014/35/EU of 26 February 2014





COMPONENTS

SUSPENSION SYSTEM S1

S1

S1 - Suspension 3 point (1m) White Ø80x2mm	35.06.40.001634
S1 - Suspension 3 point (3m) White Ø80x2mm	35.06.40.002263
S1 - Suspension 3 point (5m) White Ø80x2mm	35.06.40.002266



SUSPENSION SYSTEM S3

S3

S3 - Suspension 1 point (1m) + ceiling cup White Ø120x30mm	35.06.40.001636
S3 - Suspension 1 point (3m) + ceiling cup White Ø120x30mm	35.06.40.002265
S3 - Suspension 1 point (5m) + ceiling cup White Ø120x30mm	35.06.40.002268



SUSPENSION SYSTEM S2

S2

S2 - Suspension 3 point (1m) + ceiling cup White Ø103x36mm	35.06.40.001635
S2 - Suspension 3 point (3m) + ceiling cup White Ø103x36mm	35.06.40.002264
S2 - Suspension 3 point (5m) + ceiling cup White Ø103x36mm	35.06.40.002267

